Evans PLT/PLHT Series Presslok™ Stainless Tube Fittings/Valves

Tube Size Range: 1/2” thru 4”

PRESSLOK™ GO/NO-GO GAUGES

If Presslok™ Go/No-Go Gauge slips over-pressed section of fitting, press is acceptable. If gauge does not slip over pressed section, press is unacceptable.

The fast, easy, compact, low cost, “Weld Free” tubing system

System Guaranteed “5-year Warranty”

Features

- Compact lightweight hand-held Lithium battery operated pressing tool
- New 22V battery tool increases the number of presses between charges by 50%
- Rigid, permanent, uniform engagement of fitting into tube
- Sizes from 1/2” through 4” (15-100mm) tube
- 5-yr system warranty for installations using recommended ASTM A269 316L/304L quality tube with recommended wall thickness (Includes JIS-3447 G)
- Only gaugable Press fitting on the market, assures proper 100% press quality check of the fitting
- Pressure rating: 1/2” to 1-1/2” 300 psi (20 Bar), 2” to 4” 200 psi (13 Bar)
- Maximum test pressure: 1/2” to 1-1/2” 350 psi (24 Bar), 2” to 4” 250 psi (17 Bar)
- Vacuum Rating: 1/2” to 4” -29.9” Hg
- Fittings meet ASME B31.1 & B31.3 and are guaranteed to a helium leak rate of 1 X 10-7 scc/sec
- **PLHT Fittings/PLH Valves**: Are supplied CFOS (cleaned for O2 service) and conform to CGA G4.1 & NFPA 99C specifications. Viton O-ring is standard. **Valves & fittings go through additional ultrasonic cleaning process step in cleanroom to remove particles**. Parts are individually bagged in pink colored bags. Ideally suited for inert, high purity gas systems.
- **PLT Fittings/PL Valves**: Are supplied with EPDM O-rings. Valves & fittings are bagged in clear poly bags. This series is ideally suited for PCW applications.
- Fittings/valves are individually bagged
- O-rings come standard Pre-lubed with Evans 111high purity Oxygen compatible lubrication
- All Presslok fittings go through a proprietary solution annealing process that results in a passivated stainless product that is in its most corrosion resistant condition.
- Presslok Valves and Fittings have a 25 Ra µin ID finish

Evans PLT Series Presslok™, is an innovative tube size press system offering economy, speed, and reliability for joining 304/316L tube for high purity/general industrial air, inert gas, process cooling water, vacuum exhaust and other low pressure general service installations.

The Evans PLT Series Presslok™ system **eliminates welding** when joining 1/2” - 4” (15 - 100 mm) components through newly developed tube sized Presslok™ couplings, elbows, tees, reducers, adapters and valves.

Evans offers one of the industries **smallest/lightest, portable, hand-held Li-ion rechargeable battery tools** on the market. These tools are used to connect fittings to tube with a permanent mechanical attachment in seconds. The tools are ideally suited for the demanding needs of the Semiconductor Industry where space is at a premium.

The Evans PLHT Series Presslok™ System has met i**ndustry standard** pressure, vacuum helium leak and particle tests, is ideally suited for CFOS grade high purity UN2, CDA, Argon and other inert gas applications and is only available with Viton O-rings.

Evans PLT Series Presslok™ has been qualified to ASTM F1387 Testing of Mechanically Attached Fittings. Testing included Pneumatic Proof, Hydrostatic Proof, Impulse, Flexure Fatigue, Tensile Pull, and Hydrostatic Burst Testing. Copies of these test results can be provided upon request, please contact your local area distributor.

Evans Components Inc.
7606 SW Bridgeport Road, Portland, OR 97224 USA
Phone 971.249.1600 | Fax 971.249.1601
www.evanscomponents.com

EVANS COMPONENTS

The preferred method… compared to welding/ compression

Compared to Welding

- Field dry fit prior to crimping
- Significant labor savings
- Eliminate need for Argon gas
- Less QA, no coupons
- No “Hot Work Permits”
- Notable installed cost savings
- Scarce skilled labor can be redirected to other parts of project

Compared to PVC

- Unprecedented speed and ease of assembly, no gluing
- Reduce downtime during tool retrofits and/or modifications
- More Robust
- Meets ASTM E84 surface burning characteristics for materials used in plenums

Fast

- Portable tools press a tube joint in less than 5 seconds
- Compact / lightweight pressing tools speed up installation vs. competitive products available on the market
- New 22V rechargeable light weight pressing tools last 50% longer than older style designs

Total cost (material + labor) per fitting for 4 connector types

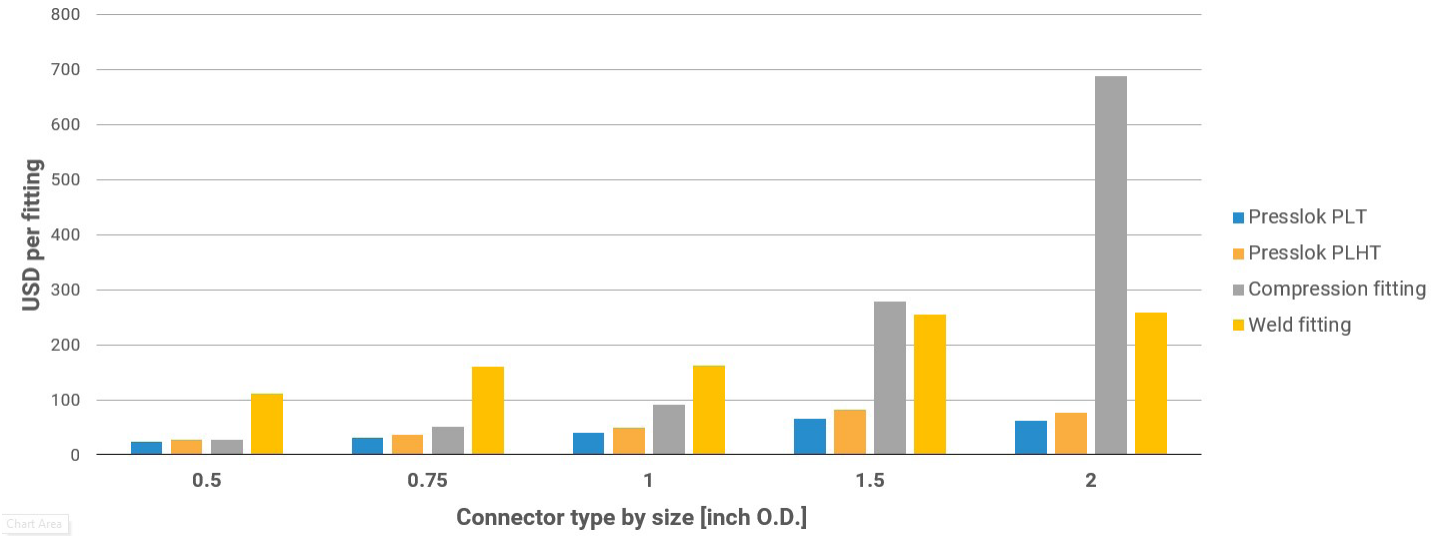

Evans Components Inc.
7606 SW Bridgeport Road, Portland, OR 97224 USA
Phone 971.249.1600 | Fax 971.249.1601
www.evanscomponents.com

EVANS COMPONENTS

The preferred method… compared to welding/ compression

Estimating Assumptions:

Data Provided by Ralph Cohen Consultancy

The estimating method is based on 100 linear feet of tube and including a number of different type and quantity of fittings (e.g. 90 degree elbows, tees, connectors) defined as "moderate density" that is representative of a typical construction project.

Moderate Density Installation:

(e.g. 1" basis = 100 ft tube, 10 – 90's, 5 –tee's, 4 – connectors. 2" basis = 100 ft tube, 7 – 90's, 4 – tee's, 3 – connectors)

Cost per linear foot and man-hour labor is calculated using standard RS Means rates, with a productivity rate of 1.0 at $55.00/hr. Evans analysis represents material costs typically seen on large construction projects. Estimates only represent the material, labor and purge gas costs to fabricate the piping system.

This price comparison is based on general information furnished by third parties to Evans, and is offered as an approximation of marketplace conditions. Independent contractor procurement practices can influence the range of this comparison, so it's use is intended for informational purposes only.

Refer to pg. 3

The Evans Presslok System

Recommended Tubing Information

ASTM A269 Tube - Inches/mm				Aprx. Tube* Weight Per Ft. Lbs./kg
Tube Size In./mm	Actual Outside Dia. In./mm	Inside Diameter	Wall Thickness	
1/2 12,7	0.500 12,7	0.402 10,2	0.049 1,24	0.5 0,2
3/4 19,05	.750 19,05	0.620 15,7	0.065 1,65	0.6 0,3
1 25,4	1.00 25,4	.870 22,1	0.065 1,65	0.8 0,4
1-1/2 38,1	1.50 38,1	1.370 34,8	0.065 1,65	1.1 0,5
2 50,8	2.00 50,8	1.870 47,5	0.065 1,65	1.4 0,6
2.5 63.5	2.50 63.5	2.37 60.2	0.065 1,65	1.8 0,82
3 76.2	3.00 76.2	2.87 72.9	0.065 1,65	2.2 1,0
4 101.6	4.00 101.6	3.83 97.2	0.083 2.11	2.7 1,22

C/F: Consult Factory

Evans Components Inc.
7606 SW Bridgeport Road, Portland, OR 97224 USA
Phone 971.249.1600 | Fax 971.249.1601
www.evanscomponents.com

EVANS COMPONENTS

High Performance Seal



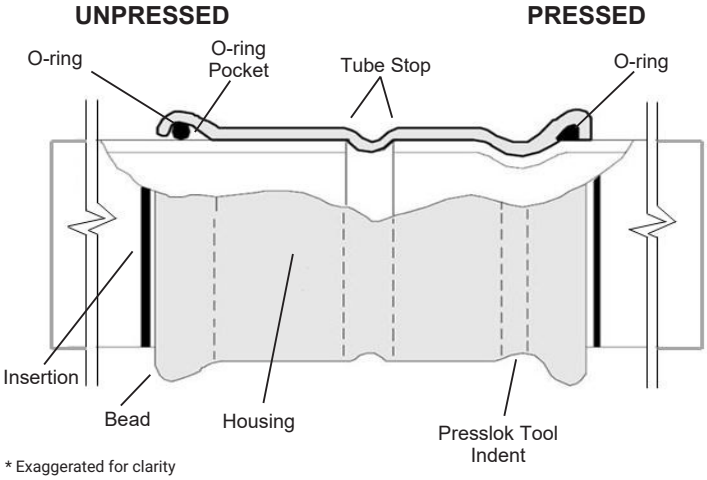

O-ring
The precisely molded synthetic rubber o-ring compresses against the tube O.D. and inner housing for a lifelong, leak-tight seal. Grade "V" Viton (Blue stripe) is rated for –15°F to +400°F (-26°C to +205°C), Grade EPDM (No color) is rated for –65°F to +300°F (-54°C to +150°C). NOTE: Evans PLT products must be used only on services compatible with O-ring and fitting materials.

Lubricant
Evans PLT Series fittings are supplied with pre-lubricated O-rings. The PLT Series is lubricated with Evans 111 high purity Teflon based lube. This proprietary lubricant contains no hydrocarbons, is oxygen compatible, and has a vapor pressure rating of 10-7 torr. Evans 111 lubricant is ideally suited for the demanding applications commonly found in the Semiconductor, Industrial, TFT/LCD, and Bio-Pharmaceutical Industries where purity, low out-gassing and long-term O-ring reliability is critical.

Housing
Precision formed of 304L stainless steel with a 25 Ra µin ID finish, the housing incorporates the O-ring and a tube stop. The unique design provides permanent engagement onto the tube when pressed with the Evans PLT tool. Using Evans compact press tools, available adapters and space saver fittings the Evans fitting system allows for easy field makeup of fitting combinations for reduction of mechanical components and space.

Tubing
ASTM A269 304L or 316L seamless or welded (depending on outer diameter) CFOS grade or general purpose tube guarantee uniform, high quality press connections when assembling the system. Evans Presslok installations are guaranteed for 5-years when using recommended tube (Includes JIS 3447 G), Reduced 1-year guarantee if using un-recommended tube.

Tube Insertion Gauge
Enables visual verification of full tube insertion to ensure proper installation.

Go/No Gauge
Enables visual inspection of pressed area on OD of fitting to confirm full press of joint. NOTE: MARK THE TUBE! Tube end must be inserted into full contact with the tube stop to ensure full joint integrity. Always refer to the latest published Tool Operation and Assembly Manual.

O-ring Pocket
Sized to contain the O-ring before assembly, the pocket is deformed around the O-ring during the pressing operation to fully surround and compress it for complete leak-free sealing.

Presslok Tool Indent
The Evans PLT tool jaws engage the entire circumference of the bead on the fitting housing and uniformly compress it to indent the tube and provide a secure attachment of tube to fitting. Tube must be fully inserted into fitting to achieve proper assembly. The mechanical retention of the joint is through the press tool indent. The O-ring seal is separate and is a completely encapsulated static seal. The two function independently of one another.

Evans Components Inc.
7606 SW Bridgeport Road, Portland, OR 97224 USA
Phone 971.249.1600 | Fax 971.249.1601
www.evanscomponents.com

The Evans PLT/PLHT Series Fitting Index

508 7
Slip Coupling

521 22
PL Union

522 22
PL X PVC Union

550 13
Tee X Presslok Reducing Tee

555 9
Cap

555PP 7
Removable Plug

560 14
Concentric Reducer

562 27
PL X JIS 10k Flange Non-Rotatable

563 26
PL X PN10 Flange Non-Rotatable

564 26
PL X PN16 Flange Non-Rotatable

565 23
PL X ANSI 150# Rotatable

565DV 23
PL X ANSI 150# w/ Drain Valve Rotatable

565SS 25
ANSI 150# S.S. Rotatable

565U 25
PL X ANSI 150# Non-Rotatable

566 24
PL X ANSI 150# 90° Elbow Rotatable

566DV 24
PL X ANSI 150# 90° Elbow w/ Drain Valve Rotatable

567 25
ANSI 150# X Tube Reducer Non-Rotatable

571 17
PL x HB Tee S.S.

572 17
PL X HB Reducing Tee S.S.

573 18
PL X 2X HB Reducing Tee S.S.

574 18
PL X 3X HB Reducing Tee S.S.

576 15
PL X HB Adapter

577 15
PL X HB 90° Elbow

578 16
PL X HB Reducing Tee

582 21
PL X Tube Reducer

583 21
PL X Tube Reducer

586 10
90° Elbow

586SS 19
90° Elbow S.S.

590 9
PL X MBSPT Adapter

591 10
45° Elbow

591SS 19
45° Elbow S.S.

592 13
PL Tee

593 11
PL Reducing Tee

594 12
PL X FNPT Reducing Tee

595 8
PL X SCH10 Pipe Adapter

596 8
PL X MNPT Adapter

596SS 20
PL X MNPT Adapter S.S.

597 7
Coupling

597PV 9
Viega Propress x Presslok Coupling

597SS 19
Coupling S.S.

598 9
PL X FBSPT Adapter

599 8
PL X FNPT Adapter

599SS 20
PL X FNPT Adapter S.S.

722 28
PL X KF Adapter

726SS 28
PL X KF Adapter S.S.

727 29
PL X KF 90° Elbow

730 29
PL X KF 45° Elbow

VALVES 30-42
PL Series Valves

TOOLS 43-46
PL Series Press Tools & Accessories

Evans Components Inc.
7606 SW Bridgeport Road, Portland, OR 97224 USA
Phone 971.249.1600 | Fax 971.249.1601
www.evanscomponents.com

EVANS COMPONENTS

The Evans Presslok System Dimensional / Ordering Information

Style 597
Standard Coupling

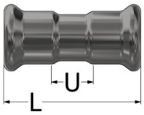

Part Number	SIZE	Dimensions - Inches mm		Approx. Weight Each
		L	U	oz. / gm
PLT-08-597-M-*	1/2 12,7	2.17 55.2	0.55 13.8	0.9 26
PLT-12-597-M-*	3/4 19,05	2.50 63.4	0.70 17.8	2.0 57
PLT-16-597-M-*	1 25,4	2.94 74.7	1.02 25.9	3.1 87
PLT-24-597-M-*	1-1/2 38,1	3.20 81.3	1.02 25.9	5.0 141
PLT-32-597-M-*	2 50,8	4.30 109.3	1.24 31.7	9.1 259
PLT-40-597-M-*	2-1/2 63,5	5.68 144.3	1.04 26.4	14.3 404
PLT-48-597-M-*	3 76,2	6.27 159.3	1.07 27.5	19.0 539
PLT-64-597-M-*	4 101,6	7.57 192.3	1.75 44.7	39.6 1121

Style 508
Standard Slip-Coupling

Part Number	SIZE	Dimensions - Inches mm	Approx. Weight Each
		L	oz. / gm
PLT-08-508-M-*	1/2 12,7	4.16 105.7	1.6 45
PLT-12-508-M-*	3/4 19,05	4.20 106.7	3.4 98
PLT-16-508-M-*	1 25,4	4.95 125.7	5.3 149
PLT-24-508-M-*	1-1/2 38,1	5.56 141.2	8.6 243
PLT-32-508-M-*	2 50,8	7.66 194.6	15.7 444
PLT-40-508-M-*	2-1/2 63,5	9.88 250.8	24.7 701
PLT-48-508-M-*	3 76,2	10.88 276.2	32.9 933
PLT-64-508-M-*	4 101,6	13.25 336.6	68.5 1942

Style 555PP
Removable Plug

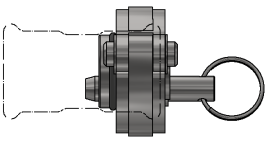

Part Number	SIZE	Approx. Weight Each
		oz. / gm
PLT-24-555PP-M-*	1-1/2 38,1	C/F C/F
PLT-32-555PP-M-*	2 50,8	C/F C/F

Dimensions are +/-0.2”

* Insert: Preferred O-ring Material
E - EPDM
V - Viton (only available PLHT Series CFOS cleaned and packed in cleanroom). Replace PLT with PLHT at beginning of part number

C/F: Consult Factory

Evans Components Inc.
7606 SW Bridgeport Road, Portland, OR 97224 USA
Phone 971.249.1600 | Fax 971.249.1601
www.evanscomponents.com

EVANS COMPONENTS

The Evans PLT/PLHT Series Presslok™ System

Style 596
Male NPT Adapter

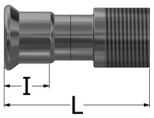

Part Number	SIZE	Dimensions - Inches mm		Approx. Weight Each
		L	I	oz. / gm
PLT-08-08-596-M-*	1/2 12,7	2.74 69.6	0.83 21.2	2.7 74
PLT-12-12-596-M-*	3/4 19,05	2.86 72.6	0.88 22.4	4.1 120
PLT-12-08-596-M-*	3/4 x 1/2 19,05 x 12,7	3.18 80.8	0.88 22.4	3.4 96
PLT-16-16-596-M-*	1 25,4	3.22 81.8	0.95 24.1	6.0 170
PLT-16-12-596-M-*	1 x 3/4 25,4 x 19,08	3.42 86.9	0.95 24.1	4.8 136
PLT-24-24-596-M-*	1-1/2 38,1	3.38 85.9	0.98 24.8	10.6 290
PLT-24-16-596-M-*	1-1/2 x 1 38,1 x 25,4	4.32 109.7	0.98 24.8	8.2 232
PLT-32-32-596-M-*	2 50,8	4.09 103.9	1.52 38.5	14.5 410
PLT-32-24-596-M-*	2 x 1-1/2 50,8 x 38,1	6.69 169.9	1.52 38.5	17.0 480

Style 599
Female Threaded NPT Adapter

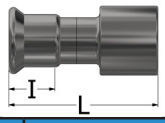

Part Number	SIZE	Dimensions - Inches mm		Approx. Weight Each
		L	I	oz. / gm
PLT-08-08-599-M-*	1/2 12,7	2.74 69.6	0.83 21.2	2.3 66
PLT-12-12-599-M-*	3/4 19,05	2.86 72.6	0.88 22.4	3.2 90
PLT-12-08-599-M-*	3/4 x 1/2 19,05 x 12,7	1.89 48.0	0.88 22.4	2.2 62
PLT-16-16-599-M-*	1 25,4	3.23 82.0	0.95 24.1	6.2 175
PLT-16-12-599-M-*	1 x 3/4 25,4 x 19,08	2.19 55.7	0.95 24.1	3.6 102
PLT-24-24-599-M-*	1-1/2 38,1	3.38 85.9	0.98 24.8	9.2 260
PLT-24-16-599-M-*	1-1/2 x 1 38,1 x 25,4	2.43 61.7	0.98 24.8	5.3 150
PLT-32-32-599-M-*	2 50,8	4.04 102.6	1.52 38.5	14.1 400
PLT-32-24-599-M-*	2 x 1-1/2 50,8 x 38,1	3.31 84.1	1.52 38.5	11.4 320

Style 595
SCH10 Pipe Adapter

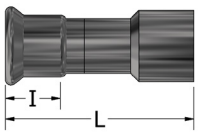

Part Number	SIZE	Dimensions - Inches mm		Approx. Weight Each
		L	I	oz. / gm
PLT-08-595-G-*	1/2 12,7	3.12 79.1	0.83 21.2	3.8 108
PLT-12-595-G-*	3/4 19,05	3.22 81.8	0.88 22.4	5.7 162
PLT-16-595-G-*	1 25,4	3.44 87.4	0.95 24.1	9.2 261
PLT-24-595-G-*	1-1/2 38,1	3.60 91.4	0.98 24.8	15.0 425

Part Number	SIZE	Dimensions - Inches mm		Approx. Weight Each
		L	I	oz. / gm
PLT-32-595-G-*	2 50,8	4.24 107.7	1.52 38.5	19.8 562
PLT-40-595-G-*	2-1/2 63,5	4.74 120.4	2.32 58.8	25.1 712
PLT-48-595-G-*	3 76,2	5.16 130.9	2.57 65.3	37.4 1060
PLT-64-595-G-*	4 101,6	5.80 147.3	2.91 73.9	62.5 1770

* Insert: Preferred O-ring Material
E - EPDM
V - Viton (only available PLHT Series CFOS cleaned and packed in cleanroom). Replace PLT with PLHT at beginning of part number

Dimensions are +/-0.2”

C/F: Consult Factory

Evans Components Inc.
7606 SW Bridgeport Road, Portland, OR 97224 USA
Phone 971.249.1600 | Fax 971.249.1601
www.evanscomponents.com

EVANS COMPONENTS

The Evans PLT/PLHT Series Presslok™ System

Style 590
Male BSPT x Presslok

Part Number	SIZE	Dimensions - Inches mm		Approx. Weight Each
		L	I	oz. / gm
PLT-08-590-M-*	1/2 12,7	C/F C/F	0.83 21.2	C/F C/F
PLT-12-590-M-*	3/4 19,05	C/F C/F	0.88 22.4	C/F C/F
PLT-16-590-M-*	1 25,4	C/F C/F	0.95 24.1	C/F C/F
PLT-24-590-M-*	1-1/2 38,1	C/F C/F	0.98 24.8	C/F C/F
PLT-32-590-M-*	2 50,8	C/F C/F	1.52 38.5	C/F C/F

Style 598
Female BSPT x Presslok



Part Number	SIZE	Dimensions - Inches mm		Approx. Weight Each
		L	I	oz. / gm
PLT-08-598-M-*	1/2 12,7	C/F C/F	0.83 21.2	C/F C/F
PLT-12-598-M-*	3/4 19,05	C/F C/F	0.88 22.4	C/F C/F
PLT-16-598-M-*	1 25,4	C/F C/F	0.95 24.1	C/F C/F
PLT-24-598-M-*	1-1/2 38,1	C/F C/F	0.98 24.8	C/F C/F
PLT-32-598-M-*	2 50,8	C/F C/F	1.52 38.5	C/F C/F

Style 555
CAP

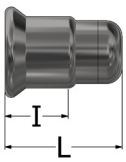

Part Number	SIZE	Dimensions - Inches mm		Approx. Weight Each
		L	I	oz. / gm
PLT-08-555-M-*	1/2 12,7	1.37 34.7	0.83 21.2	0.6 17
PLT-12-555-M-*	3/4 19,05	1.54 39.2	0.88 22.4	1.2 35
PLT-16-555-M-*	1 25,4	1.85 47.1	0.95 24.1	2.0 56
PLT-24-555-M-*	1-1/2 38,1	2.19 55.7	0.98 24.8	3.4 97
PLT-32-555-M-*	2 50,8	3.03 77.0	1.52 38.5	6.3 180
PLT-40-555-M-*	2-1/2 63,5	3.47 88.1	2.32 58.8	9.6 271
PLT-48-555-M-*	3 76,2	4.41 111.9	2.57 65.3	14.6 414
PLT-64-555-M-*	4 101,6	5.30 134.6	2.91 73.9	28.0 794

Style 597PV
Viega Propress x Presslok Coupling

Part Number	SIZE	Dimensions - Inches mm		Approx. Weight Each
		L	I	oz. / gm
PLT-08-597PV-M-*	1/2 12,7	3.35 85.1	0.83 21.2	C/F C/F
PLT-12-597PV-M-*	3/4 19,05	3.84 97.5	0.88 22.4	C/F C/F
PLT-16-597PV-M-*	1 25,4	4.16 105.7	0.95 24.1	C/F C/F
PLT-24-597PV-M-*	1-1/2 38,1	4.97 126.2	0.98 24.8	C/F C/F
PLT-32-597PV-M-*	2 50,8	6.46 164.1	1.52 38.5	C/F C/F
PLT-48-597PV-M-*	3 76,2	9.16 232.7	2.57 65.3	C/F C/F
PLT-64-597PV-M-*	4 101,6	10.98 278.9	2.91 73.9	C/F C/F

Evans Components Inc.
7606 SW Bridgeport Road, Portland, OR 97224 USA
Phone 971.249.1600 | Fax 971.249.1601
www.evanscomponents.com

EVANS COMPONENTS

Style 591

45º Elbow

Part Number	SIZE	Dimensions - Inches mm		Approx. Weight Each
		L	I	oz. / gm
PLT-08-591-M-*	1/2 12,7	1.94 49.1	0.85 21.5	1.3 38
PLT-12-591-M-*	3/4 19,05	1.87 47.6	0.85 21.6	2.9 82
PLT-16-591-M-*	1 25,4	1.91 48.5	1.02 25.8	3.7 106
PLT-24-591-M-*	1-1/2 38,1	2.18 55.2	1.15 29.1	6.0 170
PLT-32-591-M-*	2 50,8	2.44 61.9	1.62 41.1	9.7 276
PLT-40-591-M-*	2-1/2 63,5	4.30 109.3	2.32 58.9	19.5 552
PLT-48-591-M-*	3 76,2	5.02 127.4	2.59 65.8	27.2 770
PLT-64-591-M-*	4 101,6	5.98 151.9	3.15 80.0	55.7 1580

Style 586

90º Elbow

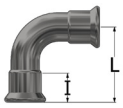

Part Number	SIZE	Dimensions - Inches mm		Approx. Weight Each
		L	I	oz. / gm
PLT-08-586-M-*	1/2 12,7	2.66 67.6	0.80 20.4	1.8 50
PLT-12-586-M-*	3/4 19,05	2.63 66.7	0.86 21.9	3.6 102
PLT-16-586-M-*	1 25,4	2.60 66.0	1.10 28.0	4.4 124
PLT-24-586-M-*	1-1/2 38,1	3.47 88.2	1.14 28.9	8.0 228
PLT-32-586-M-*	2 50,8	4.30 109.2	1.47 37.3	13.5 384
PLT-40-586-M-*	2-1/2 63,5	6.38 162.1	2.35 59.8	26.0 738
PLT-48-586-M-*	3 76,2	7.80 198.1	2.55 64.8	36.7 1040
PLT-64-586-M-*	4 101,6	9.78 248.4	3.12 79.2	77.2 2188

Dimensions are +/-0.2”

* Insert: Preferred O-ring Material
E - EPDM
V - Viton (only available PLHT Series CFOS cleaned and packed in cleanroom). Replace PLT with PLHT at beginning of part number

C/F: Consult Factory

Evans Components Inc.
7606 SW Bridgeport Road, Portland, OR 97224 USA
Phone 971.249.1600 | Fax 971.249.1601
www.evanscomponents.com

EVANS COMPONENTS

Style 593

Tee Reducing Branch

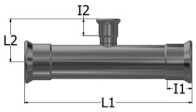

Part Number	SIZE	Dimensions - Inches mm				Approx. Weight Each
		L1	L2	I1	I2	oz. / gm
PLT-12-08-593-M-*	3/4 x 1/2 19,05 x 12,7	6.37 161.8	1.52 38.7	0.88 22.4	0.83 21.2	5.1 145
PLT-16-08-593-M-*	1 x 1/2 25,4 x 12,7	7.00 177.8	1.67 42.3	0.95 24.1	0.83 21.2	7.3 208
PLT-16-12-593-M-*	1 x 3/4 25,4 x 19,05	7.00 177.8	1.78 45.2	0.95 24.1	0.88 22.4	7.9 223
PLT-24-08-593-M-*	1-1/2 x 1/2 38,1 x 12,7	7.88 200.2	1.95 49.4	0.98 24.8	0.83 21.2	11.9 339
PLT-24-12-593-M-*	1-1/2 x 3/4 38,1 x 19,05	7.88 200.2	2.07 52.6	0.98 24.8	0.88 22.4	12.5 354
PLT-24-16-593-M-*	1-1/2 x 1 38,1 x 25,4	7.88 200.2	2.28 57.9	0.98 24.8	0.95 24.1	13.0 369
PLT-32-08-593-M-*	2 x 1/2 50,8 x 12,7	10.05 255.3	2.15 54.6	1.52 38.5	0.83 21.2	20.3 576
PLT-32-12-593-M-*	2 x 3/4 50,8 x 19,08	10.05 255.3	2.33 59.2	1.52 38.5	0.88 22.4	20.9 591
PLT-32-16-593-M-*	2 x 1 50,8 x 25,6	10.05 255.3	2.57 65.3	1.52 38.5	0.95 24.1	21.4 606
PLT-32-24-593-M-*	2 x 1-1/2 50,8 x 38,1	10.05 255.3	2.73 69.3	1.52 38.5	0.98 24.8	22.4 634
PLT-40-12-593-M-*	2-1/2 x 3/4 63,5 x 19,05	11.70 297.2	2.52 63.9	2.32 58.8	0.88 22.4	29.7 841
PLT-40-16-593-M-*	2-1/2 x 1 63,5 x 25,4	11.70 297.2	2.76 70.0	2.32 58.8	0.95 24.1	30.2 856
PLT-40-24-593-M-*	2-1/2 x 1-1/2 63,5 x 68,1	11.70 297.2	2.92 74.0	2.32 58.8	0.98 24.8	31.2 884

Part Number	SIZE	Dimensions - Inches mm				Approx. Weight Each
		L1	L2	I1	I2	oz. / gm
PLT-40-32-593-M-*	2-1/2 x 2 63,5 x 50,8	11.70 297.2	3.57 90.6	2.32 58.8	1.52 38.5	33.3 945
PLT-48-12-593-M-*	3 x 3/4 76,2 x 19,05	13.00 330.2	2.93 74.4	2.57 65.3	0.88 22.4	39.1 1109
PLT-48-16-593-M-*	3 x 1 76,2 x 25,4	13.00 330.2	3.12 79.2	2.57 65.3	0.95 24.1	39.6 1124
PLT-48-24-593-M-*	3 x 1-1/2 76,2 x 38,1	13.00 330.2	3.28 83.3	2.57 65.3	0.98 24.8	40.6 1152
PLT-48-32-593-M-*	3 x 2 76,2 x 50,4	13.00 330.2	3.98 101.1	2.57 65.3	1.52 38.5	42.8 1213
PLT-48-40-593-M-*	3 x 2-1/2 76,2 x 63,5	13.00 330.2	4.44 112.8	2.57 65.3	2.32 58.8	46.3 1313
PLT-64-12-593-M-*	4 x 3/4 101,6 x 19,05	15.61 396.5	3.43 87.1	2.91 73.9	0.88 22.4	63.3 1793
PLT-64-16-593-M-*	4 x 1 101,6 x 25,4	15.61 396.5	3.67 93.2	2.91 73.9	0.95 24.1	63.8 1808
PLT-64-24-593-M-*	4 x 1-1/2 101,6 x 68,1	15.61 396.5	3.78 96.0	2.91 73.9	0.98 24.8	64.8 1836
PLT-64-32-593-M-*	4 x 2 101,6 x 50,8	15.61 396.5	4.48 113.8	2.91 73.9	1.52 38.5	66.9 1897
PLT-64-40-593-M-*	4 x 2-1/2 101,6 x 63,5	15.61 396.5	4.94 125.5	2.91 73.9	2.32 58.8	68.4 1939
PLT-64-48-593-M-*	4 x 3 101,6 x 76,2	15.61 396.5	5.36 136.0	2.91 73.9	2.57 65.3	72.0 2042

Dimensions are +/-0.2”

* Insert: Preferred O-ring Material
E - EPDM
V - Viton (only available PLHT Series CFOS cleaned and packed in cleanroom). Replace PLT with PLHT at beginning of part number

C/F: Consult Factory

Evans Components Inc.
7606 SW Bridgeport Road, Portland, OR 97224 USA
Phone 971.249.1600 | Fax 971.249.1601
www.evanscomponents.com

EVANS COMPONENTS

Style 594

Tee x FNPT Reducing Branch



Part Number	SIZE	Dimensions - Inches mm			Approx. Weight Each
		L1	L2	I	oz. / gm
PLT-12-08-594-M-*	3/4 x 1/2 19,05 x 12,7	6.37 161.8	2.03 51.5	0.88 22.4	6.8 193
PLT-16-08-594-M-*	1 x 1/2 25,4 x 12,7	7.00 177.8	2.17 55.1	0.95 24.1	9.1 258
PLT-16-12-594-M-*	1 x 3/4 25,4 x 19,05	7.00 177.8	2.18 55.2	0.95 24.1	9.5 269
PLT-24-08-594-M-*	1-1/2 x 1/2 38,1 x 12,7	7.88 200.2	2.45 62.2	0.98 24.8	13.8 391
PLT-24-12-594-M-*	1-1/2 x 3/4 38,1 x 19,05	7.88 200.2	2.47 62.6	0.98 24.8	14.2 403
PLT-24-16-594-M-*	1-1/2 x 1 38,1 x 25,4	7.88 200.2	2.57 65.3	0.98 24.8	16.7 473
PLT-32-08-594-M-*	2 x 1/2 50,8 x 12,7	10.05 255.3	2.66 67.4	1.52 38.5	22.3 632
PLT-32-12-594-M-*	2 x 3/4 50,8 x 19,08	10.05 255.3	2.73 69.2	1.52 38.5	22.7 644
PLT-32-16-594-M-*	2 x 1 50,8 x 25,6	10.05 255.3	2.86 72.6	1.52 38.5	25.3 717
PLT-32-24-594-M-*	2 x 1-1/2 50,8 x 38,1	10.05 255.3	2.85 72.4	1.52 38.5	27.6 782
PLT-40-12-594-M-*	2-1/2 x 3/4 63,5 x 19,05	11.70 297.2	2.91 73.9	2.32 58.8	31.6 896
PLT-40-16-594-M-*	2-1/2 x 1 63,5 x 25,4	11.70 297.2	3.05 77.3	2.32 58.8	34.2 970
PLT-40-24-594-M-*	2-1/2 x 1-1/2 63,5 x 68,1	11.70 297.2	3.04 77.1	2.32 58.8	36.4 1032

Part Number	SIZE	Dimensions - Inches mm			Approx. Weight Each
		L1	L2	I	oz. / gm
PLT-40-32-594-M-*	2-1/2 x 2 63,5 x 50,8	11.70 297.2	3.05 77.3	2.32 58.8	39.2 1111
PLT-48-12-594-M-*	3 x 3/4 76,2 x 19,05	13.00 330.2	3.33 84.5	2.57 65.3	41.6 1179
PLT-48-16-594-M-*	3 x 1 76,2 x 25,4	13.00 330.2	3.41 86.6	2.57 65.3	44.1 1250
PLT-48-24-594-M-*	3 x 1-1/2 76,2 x 38,1	13.00 330.2	3.40 86.4	2.57 65.3	46.3 1313
PLT-48-32-594-M-*	3 x 2 76,2 x 50,4	13.00 330.2	3.46 87.9	2.57 65.3	49.3 1398
PLT-48-40-594-M-*	3 x 2-1/2 76,2 x 63,5	13.00 330.2	3.95 100.3	2.57 65.3	64.4 1826
PLT-64-12-594-M-*	4 x 3/4 101,6 x 19,05	15.61 396.5	3.83 97.2	2.91 73.9	84.4 2393
PLT-64-16-594-M-*	4 x 1 101,6 x 25,4	15.61 396.5	3.96 100.6	2.91 73.9	86.9 2464
PLT-64-24-594-M-*	4 x 1-1/2 101,6 x 68,1	15.61 396.5	3.90 99.1	2.91 73.9	89.1 2526
PLT-64-32-594-M-*	4 x 2 101,6 x 50,8	15.61 396.5	3.96 100.6	2.91 73.9	91.9 2605
PLT-64-40-594-M-*	4 x 2-1/2 101,6 x 63,5	15.61 396.5	4.45 113.0	2.91 73.9	104.1 2951
PLT-64-48-594-M-*	4 x 3 101,6 x 76,2	15.61 396.5	4.70 119.4	2.91 73.9	106.7 3025

Dimensions are +/-0.2”

* Insert: Preferred O-ring Material
E - EPDM
V - Viton (only available PLHT Series CFOS cleaned and packed in cleanroom). Replace PLT with PLHT at beginning of part number

C/F: Consult Factory

Evans Components Inc.
7606 SW Bridgeport Road, Portland, OR 97224 USA
Phone 971.249.1600 | Fax 971.249.1601
www.evanscomponents.com

EVANS COMPONENTS

Style 592

Tee

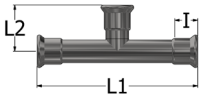

Part Number	SIZE	Dimensions - Inches mm			Approx. Weight Each
		L1	L2	I	oz. / gm
PLT-08-592-M-*	1/2 12,7	5.98 151.9	1.47 37.2	0.83 21.2	2.6 73
PLT-12-592-M-*	3/4 19,05	6.37 161.8	1.65 42.0	0.88 22.4	5.4 154
PLT-16-592-M-*	1 25,4	7.00 177.8	2.02 51.3	0.95 24.1	8.1 229
PLT-24-592-M-*	1-1/2 38,1	7.88 200.2	2.46 62.4	0.98 24.8	13.5 382
PLT-32-592-M-*	2 50,8	10.05 255.3	3.38 85.9	1.52 38.5	23.6 669
PLT-40-592-M-*	2-1/2 63,5	11.70 297.2	4.14 105.0	2.32 58.8	34.3 973
PLT-48-592-M-*	3 76,2	13.00 330.2	4.86 123.3	2.57 65.3	46.1 1307
PLT-64-592-M-*	4 101,6	15.61 396.5	6.00 152.4	2.91 73.9	79.3 2248

Style 550

Tee (T x P) Reducing Branch

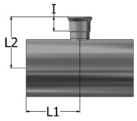

Part Number	SIZE	Dimensions - Inches mm			Approx. Weight Each
		L1	L2	I	oz. / gm
PLT-96-24-550-M-*	6 x 1-1/2 152,4 x 38,1	5.27 142.9	4.65 118.1	0.98 24.8	61.8 1752
PLT-96-32-550-M-*	6 x 2 152,4 x 50,8	5.27 142.9	5.22 132.5	1.52 38.5	63.9 1812
PLT-96-48-550-M-*	6 x 3 152,4 x 76,2	5.27 142.9	6.18 157.0	2.57 65.3	68.7 1948
PLT-96-64-550-M-*	6 x 4 152,4 x 101,6	5.27 142.9	6.88 174.8	2.91 73.9	79.1 2242
PLT-96G-24-550-M-*	6.625 x 1-1/2 168,3 x 38,1	5.27 142.9	4.96 126.0	0.98 24.8	131.8 3736
PLT-96G-32-550-M-*	6.625 x 2 168,3 x 50,8	5.27 142.9	5.53 140.5	1.52 38.5	133.9 3796
PLT-96G-48-550-M-*	6.625 x 3 168,3 x 76,2	5.27 142.9	6.49 164.8	2.57 65.3	138.7 3932
PLT-96G-64-550-M-*	6.625 x 4 168,3 x 101,6	5.27 142.9	7.19 182.6	2.91 73.9	149.1 4227

* *96G Designator is 304L SCH10 Pipe Main

Dimensions are +/-0.2”

* Insert: Preferred O-ring Material
E - EPDM
V - Viton (only available PLHT Series CFOS cleaned and packed in cleanroom). Replace PLT with PLHT at beginning of part number

C/F: Consult Factory

Evans Components Inc.
7606 SW Bridgeport Road, Portland, OR 97224 USA
Phone 971.249.1600 | Fax 971.249.1601
www.evanscomponents.com

EVANS COMPONENTS

Style 560

Concentric Reducer



Part Number	SIZE	Dimensions - Inches mm			Approx. Weight Each
		L	I1	I2	oz. / gm
PLT-12-08-560-M-*	3/4 x 1/2 19,05 x 12,7	3.35 85.0	0.83 21.2	0.88 22.4	2.0 58
PLT-16-08-560-M-*	1 x 1/2 25,4 x 12,7	3.59 91.1	0.83 21.2	0.95 24.1	2.7 77
PLT-16-12-560-M-*	1 x 3/4 25,4 x 19,05	3.70 94.0	0.88 22.4	0.95 24.1	3.4 95
PLT-24-08-560-M-*	1-1/2 x 1/2 38,1 x 12,7	5.25 133.2	0.83 21.2	0.98 24.8	5.2 149
PLT-24-12-560-M-*	1-1/2 x 3/4 38,1 x 19,05	4.86 123.4	0.88 22.4	0.98 24.8	5.6 159
PLT-24-16-560-M-*	1-1/2 x 1 38,1 x 25,4	5.10 129.5	0.95 24.1	0.98 24.8	6.4 180
PLT-32-08-560-M-*	2 x 1/2 50,8 x 12,7	9.40 238.6	0.83 21.2	1.52 38.5	12.1 344
PLT-32-12-560-M-*	2 x 3/4 50,8 x 19,05	8.51 216.2	0.88 22.4	1.52 38.5	12.0 340
PLT-32-16-560-M-*	2 x 1 50,8 x 25,4	7.75 196.9	0.95 24.1	1.52 38.5	11.7 332
PLT-32-24-560-M-*	2 x 1-1/2 50,8 x 38,1	5.91 150.1	0.98 24.8	1.52 38.5	10.5 297
PLT-40-12-560-M-*	2-1/2 x 3/4 63,5 x 19,05	10.97 278.6	0.88 22.4	2.32 58.8	18.5 525
PLT-40-16-560-M-*	2-1/2 x 1 63,5 x 25,4	10.21 259.3	0.95 24.1	2.32 58.8	18.3 518

Part Number	SIZE	Dimensions - Inches mm			Approx. Weight Each
		L	I1	I2	oz. / gm
PLT-40-24-560-M-*	2-1/2 x 1-1/2 63,5 x 38,1	8.37 212.6	0.98 24.8	2.32 58.8	17.0 482
PLT-40-32-560-M-*	2-1/2 x 2 63,5 x 50,8	7.02 178.3	1.52 38.5	2.32 58.8	15.9 451
PLT-48-16-560-M-*	3 x 1 76,2 x 25,4	12.63 320.7	0.95 24.1	2.57 65.3	26.1 739
PLT-48-24-560-M-*	3 x 1-1/2 76,2 x 38,1	10.79 273.9	0.98 24.8	2.57 65.3	24.8 704
PLT-48-32-560-M-*	3 x 2 76,2 x 50,8	9.44 239.6	1.52 38.5	2.57 65.3	23.8 675
PLT-48-40-560-M-*	3 x 2-1/2 76,2 x 63,5	7.90 200.7	2.32 58.8	2.57 65.3	22.0 623
PLT-64-16-560-M-*	4 x 1 101,6 x 25,4	17.27 438.7	0.95 24.1	2.91 73.9	49.5 1403
PLT-64-24-560-M-*	4 x 1-1/2 101,6 x 38,1	15.43 391.9	0.98 24.8	2.91 73.9	48.5 1375
PLT-64-32-560-M-*	4 x 2 101,6 x 50,8	14.08 357.6	1.52 38.5	2.91 73.9	47.2 1337
PLT-64-40-560-M-*	4 x 2-1/2 101,6 x 63,5	12.54 318.5	2.32 58.8	2.91 73.9	45.5 1290
PLT-64-48-560-M-*	4 x 3 101,6 x 76,2	10.96 278.3	2.57 65.3	2.91 73.9	43.1 1223

Dimensions are +/-0.2”

* Insert: Preferred O-ring Material
E - EPDM
V - Viton (only available PLHT Series CFOS cleaned and packed in cleanroom). Replace PLT with PLHT at beginning of part number

C/F: Consult Factory

Evans Components Inc.
7606 SW Bridgeport Road, Portland, OR 97224 USA
Phone 971.249.1600 | Fax 971.249.1601
www.evanscomponents.com

EVANS COMPONENTS

Hose Barb Adapter Fittings Dimensional / Ordering Information

Style 576

Presslok X Hose Barb Adapter

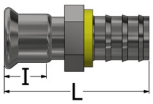

Part Number	SIZE	Dimensions - Inches mm		Approx. Weight Each
		L	I	oz. / gm
PLT-08-576-M-*	1/2 12,7	2.59 65.7	0.83 21.2	1.8 50
PLT-12-08-576-M-*	3/4 x 1/2 19,05 x 12,7	2.63 66.8	0.88 22.4	C/F C/F
PLT-12-576-M-*	3/4 19,05	3.32 84.3	0.88 22.4	4.4 124
PLT-16-12-576-M-*	1 x 3/4 25,4 x 19,05	3.30 83.7	0.95 24.1	C/F C/F
PLT-16-576-M-*	1 25,4	3.51 89.1	0.95 24.1	7.6 214
PLT-24-16-576-M-*	1-1/2 x 1 38,1 x 25,4	3.70 94.0	0.98 24.8	C/F C/F
PLT-24-576-M-*	1-1/2 38,1	3.73 94.7	0.98 24.8	8.9 252
PLT-32-16-576-M-*	2 x 1 50,8 x 25,4	6.33 160.8	1.52 38.5	C/F C/F
PLT-32-24-576-M-*	2 x 1-1/2 50,8 x 38,1	6.42 163.1	1.52 38.5	C/F C/F
PLT-32-576-M-*	2 50,8	4.64 117.8	1.52 38.5	12.8 362

Style 577

Presslok X Hose Barb 90° Elbow

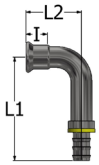

Part Number	SIZE	Dimensions - Inches mm			Approx. Weight Each
		L1	L2	I	oz. / gm
PLT-08-08-577-M-*	1/2 x 1/2 12,7 x 12,7	C/F C/F	2.66 67.6	0.80 20.4	C/F C/F
PLT-12-08-577-M-*	3/4 x 1/2 19,05 x 12,7	C/F C/F	2.63 66.7	0.86 21.9	C/F C/F
PLT-12-12-577-M-*	3/4 x 3/4 19,05 x 19,05	C/F C/F	2.63 66.7	0.86 21.9	C/F C/F
PLT-16-08-577-M-*	1 x 1/2 25,4 x 12,7	C/F C/F	2.60 66.0	1.10 28.0	C/F C/F
PLT-16-12-577-M-*	1 x 3/4 25,4 x 19,05	C/F C/F	2.60 66.0	1.10 28.0	C/F C/F
PLT-16-16-577-M-*	1 x 1 25,4 x 25,4	C/F C/F	2.60 66.0	1.10 28.0	C/F C/F
PLT-24-24-577-M-*	1-1/2 x 1-1/2 38,1 x 38,1	C/F C/F	3.47 88.2	1.14 28.9	C/F C/F
PLT-32-32-577-M-*	2 x 2 50,8 x 50,8	C/F C/F	4.30 109.2	1.47 37.3	C/F C/F

Dimensions are +/-0.2”

* Insert: Preferred O-ring Material
E - EPDM
V - Viton (only available PLHT Series CFOS cleaned and packed in cleanroom). Replace PLT with PLHT at beginning of part number

C/F: Consult Factory

Evans Components Inc.
7606 SW Bridgeport Road, Portland, OR 97224 USA
Phone 971.249.1600 | Fax 971.249.1601
www.evanscomponents.com

EVANS COMPONENTS

Hose Barb Adapter Fittings Dimensional / Ordering Information

Style 578

Presslok X Hose Barb Reducing Tee

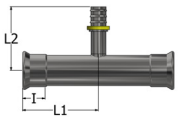

Part Number	SIZE	Dimensions - Inches mm			Approx. Weight Each
		L1	L2	I	oz. / gm
PLT-08-04-578-M-*	1/2 X 1/4 12.70 X 6.35	2.91 73.9	2.25 65.5	0.83 21.2	2.6 74
PLT-08-06-578-M-*	1/2 X 3/8 12.70 X 9.525	2.91 73.9	2.58 65.5	0.83 21.2	2.9 82
PLT-08-08-578-M-*	1/2 X 1/2 12.70 X 12.70	2.91 73.9	2.5 63.5	0.83 21.2	3.2 91
PLT-12-04-578-M-*	3/4 x 1/4 19.05 x 6.35	3.18 80.8	2.375 60.3	0.88 22.4	5.1 145
PLT-12-06-578-M-*	3/4 x 3/8 19.05 x 9.52	3.18 80.8	2.705 68.7	0.88 22.4	5.5 156
PLT-12-08-578-M-*	3/4 x 1/2 19.05 x 12.70	3.18 80.8	2.625 66.7	0.88 22.4	5.7 162
PLT-12-12-578-M-*	3/4 x3/4 19.05 x 19.05	3.18 80.8	3.105 78.9	0.88 22.4	7.0 198
PLT-16-04-578-M-*	1 x 1/4 25.40 x 6.35	3.55 90.2	2.5 63.5	0.95 24.1	7.5 213
PLT-16-06-578-M-*	1 x 3/8 25.40 x 9.52	3.55 90.2	2.83 71.9	0.95 24.1	7.8 221
PLT-16-08-578-M-*	1 x 1/2 25.40 x 12.70	3.55 90.2	2.75 69.9	0.95 24.1	8.0 227
PLT-16-12-578-M-*	1 x 3/4 25.40 x 19.05	3.55 90.2	3.23 82.0	0.95 24.1	9.4 266
PLT-24-04-578-M-*	11/2 x 1/4 38.10 x 6.35	3.93 99.8	2.75 69.9	1.09 27.7	12.2 346
PLT-24-06-578-M-*	11/2 x 3/8 38.10 x 9.52	3.93 99.8	3.08 78.2	1.09 27.7	12.5 354
PLT-24-08-578-M-*	11/2 x 1/2 38.10 x 25.40	3.93 99.8	3 76.2	1.09 27.7	12.8 363
PLT-24-12-578-M-*	11/2 x 3/4 38.10 x 19.05	3.93 99.8	3.48 88.4	1.09 27.7	14.1 400
PLT-24-16-578-M-*	11/2 x 1 38.10 x 25.40	3.93 99.8	3.99 101.4	1.09 268	18.3 519

Part Number	SIZE	Dimensions - Inches mm			Approx. Weight Each
		L1	L2	I	oz. / gm
PLT-24-24-578-M-*	11/2 x 11/2 38.10 x 38.10	3.93 99.8	2.73 69.3	1.09 27.7	16.0 454
PLT-32-04-578-M-*	2 x 1/4 50.80 x 6.35	5.0 127	2.2 55.9	1.52 38.5	20.6 584
PLT-32-06-578-M-*	2 x 3/8 50.80 x 9.52	5.0 127	2.38 60.5	1.52 38.5	20.9 593
PLT-32-08-578-M-*	2 x 1/2 50.80 x 12.70	5.0 127	2.15 54.6	1.52 38.5	21.2 601
PLT-32-12-578-M-*	2 x 3/4 50.80 x 19.40	5.0 127	2.6 66.0	1.52 38.5	22.5 638
PLT-32-16-578-M-*	2 x 1 50.80 x 25.40	5.0 127	2.6 66.0	1.52 38.5	26.8 760
PLT-32-24-578-M-*	2 x 11/2 50.80 x 38.10	5.0 127	2.98 75.7	1.52 38.5	24.5 695
PLT-32-32-578-M-*	2 x 2 50.80 x 50.80	5.0 127	3.3 83.8	1.52 38.5	26.7 757
PLT-40-16-578-M-*	21/2 x 1 63.5 x 25.4	5.83 148	4.49 114.0	2.32 58.8	35.8 1015
PLT-40-24-578-M-*	21/2 x 1 1/2 63.5 x 38.1	5.83 148	3.53 89.7	2.32 58.8	33.4 947
PLT-40-32-578-M-*	2 1/2 x 2 63.5 x 50.8	5.83 148	3.88 98.6	2.32 58.8	35.5 1006
PLT-48-24-578-M-*	3 x 1 1/2 76.2 x 38.1	6.46 163	3.78 96.0	2.57 65.3	43.3 1228
PLT-48-32-578-M-*	3 x 2 76.2 x 50.8	6.46 163	4.13 104.9	2.57 65.3	45.6 1293
PLT-64-16-578-M-*	4 x 1 101.6 x 25.4	7.19 182	5.24 182.6	2.91 73.9	88.5 2509
PLT-64-24-578-M-*	4 x 1 1/2 101.6 x 38.1	7.19 182	4.28 108.7	2.91 73.9	86.0 2438
PLT-64-32-578-M-*	4 x 2 101.6 x 50.8	7.19 182	4.63 117.6	2.91 C/F	88.1 2498

Evans Components Inc.
7606 SW Bridgeport Road, Portland, OR 97224 USA
Phone 971.249.1600 | Fax 971.249.1601
www.evanscomponents.com

EVANS COMPONENTS

The Evans PLT/PLHT Series Hose Barb Fittings

Style 571

Presslok Tee X Hose Barb X Space Saver

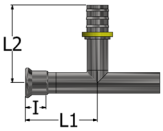

Part Number	SIZE	Dimensions - Inches mm			Approx. Weight Each
		L1	L2	I	oz. / gm
PLT-08-571-M-*	1/2 12,7	2.91 73.9	2.41 62.2	0.83 21.2	3.1 88
PLT-12-571-M-*	3/4 19,05	3.18 80.8	3.00 76.2	0.88 22.4	6.7 190
PLT-16-571-M-*	1 25,4	3.55 90.2	3.64 92.4	0.95 24.1	13.3 377
PLT-24-571-M-*	1-1/2 38,1	3.93 99.8	2.93 74.4	1.09 27.7	15.5 439
PLT-32-571-M-*	2 50,8	5.00 127.0	3.53 89.6	1.52 38.5	25.7 729

Style 572

Presslok Reducing Tee X Hose Barb X Space Saver

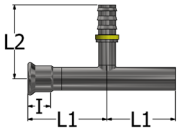

Part Number	SIZE	Dimensions - Inches mm			Approx. Weight Each
		L1	L2	I	oz. / gm
PLT-12-08-572-M-*	3/4 x 1/2 19,05 x 12,7	3.18 80.8	2.63 66.7	0.88 22.4	5.4 153
PLT-16-08-572-M-*	1 x 1/2 25,4 x 12,7	3.55 90.2	2.75 69.9	0.95 24.1	7.7 218
PLT-16-12-572-M-*	1 x 3/4 25,4 x 19,05	3.55 90.2	3.23 82.0	0.95 24.1	9.0 255
PLT-24-08-572-M-*	1-1/2 x 1/2 38,1 x 12,7	3.93 99.8	3.00 76.2	1.09 27.7	12.3 349
PLT-24-12-572-M-*	1-1/2 x 3/4 38,1 x 19,05	3.93 99.8	3.48 88.4	1.09 27.7	13.6 386
PLT-24-16-572-M-*	1-1/2 x 1 38,1 x 25,4	3.93 99.8	3.99 101.3	1.09 27.7	17.8 505
PLT-32-08-572-M-*	2 x 1/2 50,8 x 12,7	5.00 127.0	3.26 82.8	1.52 38.5	20.3 575
PLT-32-12-572-M-*	2 x 3/4 50,8 x 19,08	5.00 127.0	3.73 94.7	1.52 38.5	21.6 612
PLT-32-16-572-M-*	2 x 1 50,8 x 25,6	5.00 127.0	5.24 133.1	1.52 38.5	25.9 734
PLT-32-24-572-M-*	2 x 1-1/2 50,8 x 38,1	5.00 127.0	3.28 83.3	1.52 38.5	23.6 669
PLT-48-16-572-M-*	3 x 1 76,2 x 25,4	6.46 164.1	3.93 99.8	2.57 65.3	43.9 1245
PLT-48-24-572-M-*	3 x 1-1/2 76,2 x 38,1	6.46 164.1	3.93 99.8	2.57 65.3	41.5 1177
PLT-48-32-572-M-*	3 x 2 76,2 x 50,4	6.46 164.1	3.68 93.5	2.57 65.3	43.8 1242
PLT-64-16-572-M-*	4 x 1 101,6 x 25,4	7.91 200.9	5.14 130.6	2.91 73.9	85.4 2421
PLT-64-24-572-M-*	4 x 1-1/2 101,6 x 68,1	7.91 200.9	4.18 106.2	2.91 73.9	82.9 2350
PLT-64-32-572-M-*	4 x 2 101,6 x 50,8	7.91 200.9	4.53 115.1	2.91 C/F	85.0 2410

Dimensions are +/-0.2”

* Insert: Preferred O-ring Material
E - EPDM
V - Viton (only available PLHT Series CFOS cleaned and packed in cleanroom). Replace PLT with PLHT at beginning of part number

C/F: Consult Factory

Evans Components Inc.
7606 SW Bridgeport Road, Portland, OR 97224 USA
Phone 971.249.1600 | Fax 971.249.1601
www.evanscomponents.com

EVANS COMPONENTS

The Evans PLT/PLHT Series Hose Barb Fittings

Style 573

Presslok Reducing Tee X 2 Branch Hose Barb X Space Saver

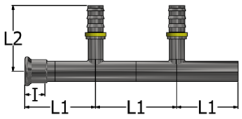

Style 574

Presslok Reducing Tee X 3 Branch Hose Barb X Space Saver

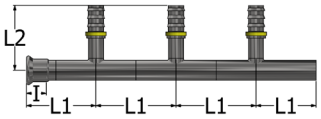

Part Number		SIZE	Dimensions - Inches mm			Approx. Weight Each
2-Branch	3-Branch		L1	L2	I	oz. / gm
PLT-12-08-573-M-*	PLT-12-08-574-M-*	3/4 x 1/2 19,05 x 12,7	3.18 80.8	2.63 66.7	0.88 22.4	C/F C/F
PLT-16-08-573-M-*	PLT-16-08-574-M-*	1 x 1/2 25,4 x 12,7	3.55 90.2	2.75 69.9	0.95 24.1	C/F C/F
PLT-16-12-573-M-*	PLT-16-12-574-M-*	1 x 3/4 25,4 x 19,05	3.55 90.2	3.23 82.0	0.95 24.1	C/F C/F
PLT-24-08-573-M-*	PLT-24-08-574-M-*	1-1/2 x 1/2 38,1 x 12,7	3.93 99.8	3.00 76.2	1.09 27.7	C/F C/F
PLT-24-12-573-M-*	PLT-24-12-574-M-*	1-1/2 x 3/4 38,1 x 19,05	3.93 99.8	3.48 88.4	1.09 27.7	C/F C/F
PLT-24-16-573-M-*	PLT-24-16-574-M-*	1-1/2 x 1 38,1 x 25,4	3.93 99.8	3.99 101.3	1.09 27.7	C/F C/F
PLT-32-08-573-M-*	PLT-32-08-574-M-*	2 x 1/2 50,8 x 12,7	5.00 127.0	3.26 82.8	1.52 38.5	C/F C/F
PLT-32-12-573-M-*	PLT-32-12-574-M-*	2 x 3/4 50,8 x 19,08	5.00 127.0	3.73 94.7	1.52 38.5	C/F C/F
PLT-32-16-573-M-*	PLT-32-16-574-M-*	2 x 1 50,8 x 25,6	5.00 127.0	5.24 133.1	1.52 38.5	C/F C/F
PLT-32-24-573-M-*	PLT-32-24-574-M-*	2 x 1-1/2 50,8 x 38,1	5.00 127.0	3.28 83.3	1.52 38.5	C/F C/F
PLT-48-16-573-M-*	PLT-48-16-574-M-*	3 x 1 76,2 x 25,4	6.46 164.1	3.93 99.8	2.57 65.3	C/F C/F
PLT-48-24-573-M-*	PLT-48-24-574-M-*	3 x 1-1/2 76,2 x 38,1	6.46 164.1	3.93 99.8	2.57 65.3	C/F C/F
PLT-48-32-573-M-*	PLT-48-32-574-M-*	3 x 2 76,2 x 50,4	6.46 164.1	3.68 93.5	2.57 65.3	C/F C/F
PLT-64-16-573-M-*	PLT-64-16-574-M-*	4 x 1 101,6 x 25,4	7.91 200.9	5.14 130.6	2.91 73.9	C/F C/F
PLT-64-24-573-M-*	PLT-64-24-574-M-*	4 x 1-1/2 101,6 x 68,1	7.91 200.9	4.18 106.2	2.91 73.9	C/F C/F
PLT-64-32-573-M-*	PLT-64-32-574-M-*	4 x 2 101,6 x 50,8	7.91 200.9	4.53 115.1	2.91 73.9	C/F C/F

Dimensions are +/-0.2”

* Insert: Preferred O-ring Material
E - EPDM
V - Viton (only available PLHT Series CFOS cleaned and packed in cleanroom). Replace PLT with PLHT at beginning of part number

C/F: Consult Factory

Evans Components Inc.
7606 SW Bridgeport Road, Portland, OR 97224 USA
Phone 971.249.1600 | Fax 971.249.1601
www.evanscomponents.com

EVANS COMPONENTS

The Space Saver / Adapter Fittings Dimensional / Ordering Information

- *Evans Space Saver Fittings save space when connecting fitting to fitting*
- *Reduced number of crimps*
- *Eliminates cutting and prepping short lengths of pipe*

Style 586SS

90º Elbow

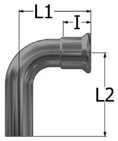

Part Number	SIZE	Dimensions - Inches mm			Approx. Weight Each
		L1	L2	I	oz. / gm
PLT-08-586SS-M-*	1/2 12,7	2.66 67.6	3.00 76.2	0.80 20.4	1.8 50
PLT-12-586SS-M-*	3/4 19,05	2.63 66.7	3.00 76.2	0.86 21.9	3.6 102
PLT-16-586SS-M-*	1 25,4	2.60 66.0	3.00 76.2	1.10 28.0	4.4 124
PLT-24-586SS-M-*	1-1/2 38,1	3.47 88.2	3.75 95.3	1.14 28.9	8.0 228
PLT-32-586SS-M-*	2 50,8	4.30 109.2	4.75 120.7	1.47 37.3	13.5 384
PLT-40-586SS-M-*	2-1/2 63,5	6.38 162.1	6.80 172.7	2.35 59.8	26.0 738
PLT-48-586SS-M-*	3 76,2	7.80 198.1	8.18 207.0	2.55 64.8	36.7 1040
PLT-64-586SS-M-*	4 101,6	9.78 248.4	10.28 261.1	3.12 2188	77.2 79.2

Style 591SS

45º Elbow

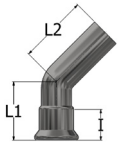

Part Number	SIZE	Dimensions - Inches mm			Approx. Weight Each
		L1	L2	I	oz. / gm
PLT-08-591SS-M-*	1/2 12,7	1.94 49.1	2.25 57.2	0.85 21.5	1.3 38
PLT-12-591SS-M-*	3/4 19,05	1.87 47.6	2.25 57.2	0.85 21.6	2.9 82
PLT-16-591SS-M-*	1 25,4	1.91 48.5	2.25 57.2	1.02 25.8	3.7 106
PLT-24-591SS-M-*	1-1/2 38,1	2.18 55.2	2.50 63.4	1.15 29.1	6.0 170
PLT-32-591SS-M-*	2 50,8	2.44 61.9	2.90 73.7	1.62 41.1	9.7 276
PLT-40-591SS-M-*	2-1/2 63,5	4.30 109.3	4.69 119.0	2.32 58.9	19.5 552
PLT-48-591SS-M-*	3 76,2	5.02 127.4	5.50 139.7	2.59 65.8	27.2 770
PLT-64-591SS-M-*	4 101,6	5.98 151.9	6.77 171.9	3.15 1580	55.7 80.0

Dimensions are +/-0.2”

* Insert: Preferred O-ring Material
E - EPDM
V - Viton (only available PLHT Series CFOS cleaned and packed in cleanroom). Replace PLT with PLHT at beginning of part number

C/F: Consult Factory

Evans Components Inc.
7606 SW Bridgeport Road, Portland, OR 97224 USA
Phone 971.249.1600 | Fax 971.249.1601
www.evanscomponents.com

EVANS COMPONENTS

The Evans PLT/PLHT Series Space Saver System Fittings

Style 596SS
Male NPT Adapter

Part Number	SIZE	Dimensions - Inches mm	Approx. Weight Each
		L	oz. / gm
PLT-08-596SS-M	1/2 12,7	2.75 69.9	2.7 76
PLT-12-596SS-M	3/4 19,05	2.75 69.9	4.1 115
PLT-16-596SS-M	1 25,4	3.25 82.6	6.0 171
PLT-24-596SS-M	1-1/2 38,1	3.5 88.9	10.6 301
PLT-32-596SS-M	2 50,8	3.75 95.3	14.1 400

Style 599SS
Female Threaded NPT Adapter



Part Number	SIZE	Dimensions - Inches mm	Approx. Weight Each
		L	oz. / gm
PLT-08-599SS-M	1/2 12,7	2.75 69.9	2.4 67
PLT-12-599SS-M	3/4 19,05	2.75 69.9	3.0 86
PLT-16-599SS-M	1 25,4	3.25 82.6	6.2 175
PLT-24-599SS-M	1-1/2 38,1	3.5 88.9	9.5 271
PLT-32-599SS-M	2 50,8	3.75 95.3	13.6 386

Style 597SS
Standard Tube x Coupling
Space Saver



Part Number	SIZE	Dimensions - Inches mm		Approx. Weight Each
		L	I	oz. / gm
PLT-08-597SS-M-*	1/2 12,7	2.53 64.3	0.81 20.7	0.9 26
PLT-12-597SS-M-*	3/4 19,05	2.82 71.6	0.90 22.8	2.0 57
PLT-16-597SS-M-*	1 25,4	3.23 82.0	0.96 24.4	3.1 87
PLT-24-597SS-M-*	1-1/2 38,1	3.53 89.7	1.09 27.7	5.0 141

Part Number	SIZE	Dimensions - Inches mm		Approx. Weight Each
		L	I	oz. / gm
PLT-32-597SS-M-*	2 50,8	4.77 121.2	1.53 38.8	9.1 259
PLT-40-597SS-M-*	2-1/2 50,8	5.815 147.7	2.32 58.9	14.3 404
PLT-48-597SS-M-*	3 50,8	6.56 166.6	2.60 65.9	19.0 539
PLT-64-597SS-M-*	4 50,8	8.16 207.3	2.91 73.8	39.6 1121

Dimensions are +/-0.2”

* Insert: Preferred O-ring Material
E - EPDM
V - Viton (only available PLHT Series CFOS cleaned and packed in cleanroom). Replace PLT with PLHT at beginning of part number

C/F: Consult Factory

Evans Components Inc.
7606 SW Bridgeport Road, Portland, OR 97224 USA
Phone 971.249.1600 | Fax 971.249.1601
www.evanscomponents.com

EVANS COMPONENTS

Style 582

Tube Reducer Adapter

Part Number	SIZE	Dimensions - Inches mm		Approx. Weight Each
		L	I	oz. / gm
PLT-12-08-582-M-*	3/4 x 1/2 19,05 x 12,7	3.62 91.8	0.83 21.2	2.0 57
PLT-16-08-582-M-*	1 x 1/2 25,4 x 12,7	3.74 95.0	0.83 21.2	2.6 74
PLT-16-12-582-M-*	1 x 3/4 25,4 x 19,05	3.86 97.9	0.88 22.4	3.3 92
PLT-24-08-582-M-*	1-1/2 x 1/2 38,1 x 12,7	5.87 149.0	0.83 21.2	5.8 164
PLT-24-12-582-M-*	1-1/2 x 3/4 38,1 x 19,05	5.48 139.2	0.88 22.4	6.1 174
PLT-24-16-582-M-*	1-1/2 x 1 38,1 x 25,4	5.72 145.3	0.95 24.1	6.9 195
PLT-32-08-582-M-*	2 x 1/2 50,8 x 12,7	9.62 244.2	0.83 21.2	12.1 343
PLT-32-12-582-M-*	2 x 3/4 50,8 x 19,05	8.73 221.7	0.88 22.4	11.9 338
PLT-32-16-582-M-*	2 x 1 50,8 x 25,4	7.97 202.4	0.95 24.1	11.7 331
PLT-32-24-582-M-*	2 x 1-1/2 50,8 x 38,1	6.13 155.7	0.98 24.8	10.4 295
PLT-48-16-582-M-*	3 x 1 76,2 x 25,4	12.22 310.4	0.95 24.1	23.9 678
PLT-48-24-582-M-*	3 x 1-1/2 76,2 x 38,1	10.38 263.7	0.98 24.8	22.7 642
PLT-48-32-582-M-*	3 x 2 76,2 x 50,8	9.03 229.4	1.52 38.5	21.6 614
PLT-48-40-582-M-*	3 x 2-1/2 76,2 x 63,5	7.49 190.2	2.32 58.8	19.8 561
PLT-64-16-582-M-*	4 x 1 101,6 x 25,4	16.72 424.7	0.95 24.1	44.7 1267
PLT-64-24-582-M-*	4 x 1-1/2 101,6 x 38,1	14.88 378.0	0.98 24.8	43.7 1238
PLT-64-32-582-M-*	4 x 2 101,6 x 50,8	13.53 343.7	1.52 38.5	42.3 1201
PLT-64-40-582-M-*	4 x 2-1/2 101,6 x 63,5	11.99 304.5	2.32 58.8	40.6 1150
PLT-64-48-582-M-*	4 x 3 101,6 x 76,2	10.41 264.3	2.57 65.3	38.3 1087

Style 583

Tube Reducer Adapter



Part Number	SIZE	Dimensions - Inches mm		Approx. Weight Each
		L	I	oz. / gm
PLT-12-08-583-M-*	3/4 x 1/2 19,05 x 12,7	3.97 100.8	0.88 22.4	2.2 62
PLT-16-08-583-M-*	1 x 1/2 25,4 x 12,7	4.19 106.4	0.95 24.1	2.9 83
PLT-16-12-583-M-*	1 x 3/4 25,4 x 19,05	4.19 106.4	0.95 24.1	3.6 103
PLT-24-08-583-M-*	1-1/2 x 1/2 38,1 x 12,7	5.85 148.6	0.98 24.8	5.5 156
PLT-24-12-583-M-*	1-1/2 x 3/4 38,1 x 19,05	5.35 135.9	0.98 24.8	5.8 164
PLT-24-16-583-M-*	1-1/2 x 1 38,1 x 25,4	5.48 139.1	0.98 24.8	6.5 183
PLT-32-08-583-M-*	2 x 1/2 50,8 x 12,7	8.24 209.3	1.52 38.5	12.1 342
PLT-32-12-583-M-*	2 x 3/4 50,8 x 19,05	8.99 228.3	1.52 38.5	12.5 356
PLT-32-16-583-M-*	2 x 1 50,8 x 25,4	8.12 206.1	1.52 38.5	12.1 342
PLT-32-24-583-M-*	2 x 1-1/2 50,8 x 38,1	6.49 164.8	1.52 38.5	11.4 324
PLT-48-16-583-M-*	3 x 1 76,2 x 25,4	13.03 331	2.57 65.3	26.4 748
PLT-48-24-583-M-*	3 x 1-1/2 76,2 x 38,1	11.41 289.7	2.57 65.3	25.8 731
PLT-48-32-583-M-*	3 x 2 76,2 x 50,8	9.66 245.2	2.57 65.3	24.2 685
PLT-48-40-583-M-*	3 x 2-1/2 76,2 x 63,5	8.41 213.5	2.57 65.3	22.9 648
PLT-64-16-583-M-*	4 x 1 101,6 x 25,4	17.68 448.9	2.91 73.8	51.3 1454
PLT-64-24-583-M-*	4 x 1-1/2 101,6 x 38,1	16.05 407.7	2.91 73.8	50.9 1444
PLT-64-32-583-M-*	4 x 2 101,6 x 50,8	14.3 363.2	2.91 73.8	48.9 1388
PLT-64-40-583-M-*	4 x 2-1/2 101,6 x 63,5	12.3 312.4	2.91 73.8	46.2 1309
PLT-64-48-583-M-*	4 x 3 101,6 x 76,2	11.55 293.4	2.91 73.8	45.6 1294

Evans Components Inc.
7606 SW Bridgeport Road, Portland, OR 97224 USA
Phone 971.249.1600 | Fax 971.249.1601
www.evanscomponents.com

EVANS COMPONENTS

Presslok Union Fittings Dimensional / Ordering Information

Style 522

Presslok Adaptor Fitting x PVC Union

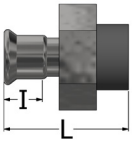

Part Number	SIZE	Dimensions - Inches mm		Approx. Weight Each
		L	I	oz. / gm
PLT-08-522-M-*	1/2 12,7	2.57 65.2	0.83 21.2	0.9 0.234
PLT-12-522-M-*	3/4 19,05	2.83 71.8	0.88 22.4	0.1 0.274
PLT-16-522-M-*	1 25,4	3.32 84.3	0.95 24.1	0.21 0.72
PLT-24-522-M-*	1/1/2 38,1	3.85 97.7	0.98 24.8	2.05 1.061
PLT-32-522-M-*	2 50,8	4.52 114.7	1.52 38.5	2.2 1.468

Style 521

Presslok x Presslok Union

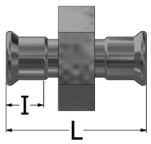

Part Number	SIZE	Dimensions - Inches mm		Approx. Weight Each
		L	I	oz. / gm
PLT-08-521-M-*	1/2 12,7	2.95 74.9	0.83 21.2	10.7 303
PLT-12-521-M-*	3/4 19,05	3.15 79.9	0.88 22.4	11.5 326
PLT-16-521-M-*	1 25,4	3.74 95.0	0.95 24.1	21.8 618
PLT-24-521-M-*	1/1/2 38,1	4.22 107.1	0.98 24.8	32.4 919
PLT-32-521-M-*	2 50,8	5.47 138.9	1.52 38.5	54.0 1531

Dimensions are +/-0.2”

* Insert: Preferred O-ring Material
E - EPDM
V - Viton (only available PLHT Series CFOS cleaned and packed in cleanroom). Replace PLT with PLHT at beginning of part number

C/F: Consult Factory

Evans Components Inc.
7606 SW Bridgeport Road, Portland, OR 97224 USA
Phone 971.249.1600 | Fax 971.249.1601
www.evanscomponents.com

EVANS COMPONENTS

ANSI Flange Adapter Fittings Dimensional / Ordering Information

Style 565

Rotatable ANSI 150#
X Presslok

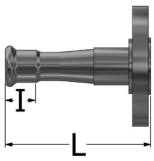

Part Number	SIZE	Dimensions - Inches mm		Approx. Weight Each
		L	I	oz. / gm
PLT-08-565-M-*	1/2 12,7	4.22 107.2	0.83 21.2	49.4 1400
PLT-12-565-M-*	3/4 19,05	4.66 118.4	0.88 22.4	52.9 1500
PLT-16-565-M-*	1 25,4	5.12 130.0	0.95 24.1	56.4 1600
PLT-24-565-M-*	1-1/2 38,1	5.37 136.4	0.98 24.8	81.1 2300
PLT-32-565-M-*	2 50,8	7.21 183.1	1.52 38.5	95.2 2700
PLT-40-565-M-*	2-1/2 50,8	8.25 209.6	2.32 58.8	151.0 4300
PLT-48-565-M-*	3 50,8	9.09 230.9	2.57 65.3	189.2 5400
PLT-64-565-M-*	4 50,8	11.08 281.4	2.91 73.9	293.4 8300

Style 565DV

Rotatable ANSI 150#
X Presslok w/ Drain valve

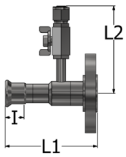

Part Number	SIZE	Dimensions - Inches mm			Approx. Weight Each
		L1	L2	I	oz. / gm
PLT-08-56 5DV-M-*	1/2 12,7	5.14 130.4	4.41 112	0.83 21.2	31.4 891
PLT-12-56 5DV-M-*	3/4 19,05	5.26 133.5	4.52 114.7	0.88 22.4	40.3 1142
PLT-16-56 5DV-M-*	1 25,4	5.46 138.7	4.65 118	0.95 24.1	51.1 1449
PLT-24-56 5DV-M-*	1-1/2 38,1	6.11 155.1	4.75 120.7	0.98 24.8	81.7 2317
PLT-32-56 5DV-M-*	2 50,8	6.33 160.7	5.09 129.3	1.52 38.5	113.1 3206
PLT-40-56 5DV-M-*	2-1/2 63,5	7.24 183.9	5.45 138.4	2.32 58.8	167.9 4761
PLT-48-56 5DV-M-*	3 76,2	10.58 268.7	5.76 146.3	2.57 65.3	219.7 6230
PLT-64-56 5DV-M-*	4 101,6	8.8 223.5	6.25 157.8	2.91 73.9	309.7 8779

Dimensions are +/-0.2”

* Insert: Preferred O-ring Material
E - EPDM
V - Viton (only available PLHT Series CFOS cleaned and packed in cleanroom). Replace PLT with PLHT at beginning of part number

C/F: Consult Factory

Evans Components Inc.
7606 SW Bridgeport Road, Portland, OR 97224 USA
Phone 971.249.1600 | Fax 971.249.1601
www.evanscomponents.com

EVANS COMPONENTS

ANSI Flange Adapter Fittings Dimensional / Ordering Information

Style 566

Rotatable ANSI 150# X 90° Presslok Elbow

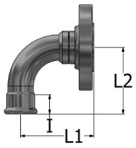

Part Number	SIZE	Dimensions - Inches mm			Approx. Weight Each
		L1	L2	I	oz. / gm
PLT-08-566-M-*	1/2 12,7	5.15 130.7	2.24 56.9	0.83 21.2	22.0 624
PLT-12-566-M-*	3/4 19,05	4.16 105.5	2.35 59.7	0.88 22.4	29.6 839
PLT-16-566-M-*	1 25,4	4.19 106.4	2.97 75.4	0.95 24.1	39.7 1125
PLT-24-566-M-*	1-1/2 38,1	4.27 108.5	3.88 98.6	0.98 24.8	72.4 2053
PLT-32-566-M-*	2 50,8	5.94 150.7	5.28 134.1	1.52 38.5	107.2 3039
PLT-40-566-M-*	2-1/2 63,5	8.25 209.6	6.49 164.8	2.32 58.8	171.4 4859
PLT-48-566-M-*	3 76,2	9.00 228.6	7.66 194.4	2.57 65.3	224.0 6350
PLT-64-566-M-*	4 101,6	11.00 279.4	9.88 248.9	2.91 73.9	333.9 9466

Style 566DV

Rotatable ANSI 150# X 90° Presslok Elbow w/ Drain valve

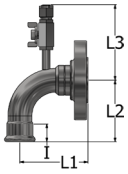

Part Number	SIZE	Dimensions - Inches mm				Approx. Weight Each
		L1	L2	L3	I	oz. / gm
PLT-08-566DV-M-*	1/2 12,7	5.15 130.7	2.24 56.9	4.45 113.0	0.83 21.2	32.0 908
PLT-12-566DV-M-*	3/4 19,05	5.16 131.1	2.36 59.8	4.57 115.7	0.88 22.4	41.4 1175
PLT-16-566DV-M-*	1 25,4	4.94 125.5	2.97 75.4	4.67 119.1	0.95 24.1	52.1 1478
PLT-24-566DV-M-*	1-1/2 38,1	4.27 108.5	3.88 98.6	4.75 120.5	0.98 24.8	82.5 2338
PLT-32-566DV-M-*	2 50,8	5.94 150.7	5.24 133.1	5.04 127.9	1.52 38.5	121.5 3444
PLT-40-566DV-M-*	2-1/2 63,5	8.25 209.6	6.49 164.8	5.49 139.4	2.32 58.8	181.4 5142
PLT-48-566DV-M-*	3 76,2	9.00 228.6	7.66 194.4	5.77 146.5	2.57 65.3	234.2 6638
PLT-64-566DV-M-*	4 101,6	11.00 279.4	9.80 248.9	6.29 159.8	2.91 73.9	344.7 9772

Dimensions are +/-0.2”

* Insert: Preferred O-ring Material
E - EPDM
V - Viton (only available PLHT Series CFOS cleaned and packed in cleanroom). Replace PLT with PLHT at beginning of part number

C/F: Consult Factory

Evans Components Inc.
7606 SW Bridgeport Road, Portland, OR 97224 USA
Phone 971.249.1600 | Fax 971.249.1601
www.evanscomponents.com

EVANS COMPONENTS

ANSI Flange Adapter Fittings Dimensional / Ordering Information

Style 567

Non-Rotatable ANSI 150# x Tube Reducer

Part Number	SIZE	Dimensions - Inches mm	Approx. Weight Each
		L	oz. / gm
PLT-24-08-567-M	1-1/2 x 1/2 38,1 x 12,7	2.5 63.5	59.1 1675
PLT-24-12-567-M	1-1/2 x 3/4 38,1 x 19,05	2.5 63.5	59.0 1673
PLT-24-16-567-M	1-1/2 x 1 38,1 x 25,4	3.0 76.2	48.7 1664
PLT-32-08-567-M	2 x 1/2 50,8 x 12,7	2.5 63.5	96.2 2727
PLT-32-12-567-M	2 x 3/4 50,8 x 19,05	2.5 63.5	96.1 2724
PLT-32-16-567-M	2 x 1 50,8 x 25,4	3.0 76.2	95.8 2716
PLT-32-24-567-M	2 x 1-1/2 50,8 x 38,1	3.25 82.6	95.6 2710

Style 565SS

Rotatable ANSI 150# x Tube Space Saver

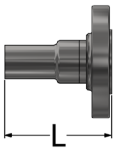

Part Number	SIZE	Dimensions - Inches mm	Approx. Weight Each
		L	oz. / gm
PLT-08-565SS-M	1/2 12,7	3.79 96.3	49.4 1400
PLT-12-565SS-M	3/4 19,05	4.25 108.0	52.9 1500
PLT-16-565SS-M	1 25,4	4.78 121.4	56.4 1600
PLT-24-565SS-M	1-1/2 38,1	4.76 120.9	81.1 2300
PLT-32-565SS-M	2 50,8	6.03 153.2	95.2 2700
PLT-40-565SS-M	2-1/2 63,5	7 177.8	C/F C/F
PLT-48-565SS-M	3 76,2	7.36 186.9	C/F C/F
PLT-64-565SS-M	4 101,6	8.27 210.1	C/F C/F

Style 565U

Non-Rotatable ANSI 150# X Presslok

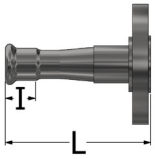

Part Number	SIZE	Dimensions - Inches mm		Approx. Weight Each
		L	I	oz. / gm
PLT-08-565U-M-*	1/2 12,7	C/F C/F	0.83 21.2	C/F C/F
PLT-12-565U-M-*	3/4 19,05	C/F C/F	0.88 22.4	C/F C/F
PLT-16-565U-M-*	1 25,4	C/F C/F	0.95 24.1	C/F C/F
PLT-24-565U-M-*	1-1/2 38,1	C/F C/F	0.98 24.8	C/F C/F

Part Number	SIZE	Dimensions - Inches mm		Approx. Weight Each
		L	I	oz. / gm
PLT-32-565U-M-*	2 50,8	C/F C/F	1.52 38.5	C/F C/F
PLT-40-565U-M-*	2-1/2 50,8	C/F C/F	2.32 58.8	C/F C/F
PLT-48-565U-M-*	3 50,8	C/F C/F	2.57 65.3	C/F C/F
PLT-64-565U-M-*	4 50,8	C/F C/F	2.91 73.9	C/F C/F

Evans Components Inc.
7606 SW Bridgeport Road, Portland, OR 97224 USA
Phone 971.249.1600 | Fax 971.249.1601
www.evanscomponents.com

EVANS COMPONENTS

PN Flange Adapter Fittings Dimensional / Ordering Information

Style 563

Non-Rotatable PN10 x Presslok

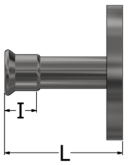

Part Number	SIZE	Dimensions - Inches mm		Approx. Weight Each
		L	I	oz. / gm
PLT-08-563-M-*	1/2 12,7	C/F C/F	0.83 21.2	49.4 1400
PLT-12-563-M-*	3/4 19,05	C/F C/F	0.88 22.4	52.9 1500
PLT-16-563-M-*	1 25,4	C/F C/F	0.95 24.1	56.4 1600
PLT-24-563-M-*	1-1/2 38,1	C/F C/F	0.98 24.8	81.1 2300
PLT-32-563-M-*	2 50,8	C/F C/F	1.52 38.5	95.2 2700
PLT-40-563-M-*	2-1/2 63,5	C/F C/F	2.32 58.8	C/F C/F
PLT-48-563-M-*	3 76,2	C/F C/F	2.57 65.3	C/F C/F
PLT-64-563-M-*	4 101,6	C/F C/F	2.91 73.9	C/F C/F

Style 564

Non-Rotatable PN16 x Presslok

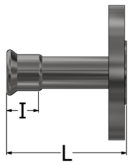

Part Number	SIZE	Dimensions - Inches mm		Approx. Weight Each
		L	I	oz. / gm
PLT-08-564-M-*	1/2 12,7	C/F C/F	0.83 21.2	49.4 1400
PLT-12-564-M-*	3/4 19,05	C/F C/F	0.88 22.4	52.9 1500
PLT-16-564-M-*	1 25,4	C/F C/F	0.95 24.1	56.4 1600
PLT-24-564-M-*	1-1/2 38,1	C/F C/F	0.98 24.8	81.1 2300
PLT-32-564-M-*	2 50,8	C/F C/F	1.52 38.5	95.2 2700
PLT-40-564-M-*	2-1/2 63,5	C/F C/F	2.32 58.8	C/F C/F
PLT-48-564-M-*	3 76,2	C/F C/F	2.57 65.3	C/F C/F
PLT-64-564-M-*	4 101,6	C/F C/F	2.91 73.9	C/F C/F

Dimensions are +/-0.2”

* Insert: Preferred O-ring Material
E - EPDM
V - Viton (only available PLHT Series CFOS cleaned and packed in cleanroom). Replace PLT with PLHT at beginning of part number

C/F: Consult Factory

Evans Components Inc.
7606 SW Bridgeport Road, Portland, OR 97224 USA
Phone 971.249.1600 | Fax 971.249.1601
www.evanscomponents.com

EVANS COMPONENTS

JIS Flange Adapter Fittings Dimensional / Ordering Information

Style 562

Non-Rotatable JIS 10k x Presslok

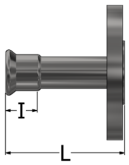

Part Number	SIZE	Dimensions - Inches mm		Approx. Weight Each
		L	I	oz. / gm
PLT-08-562-M-*	1/2 12,7	C/F C/F	0.83 21.2	49.4 1400
PLT-12-562-M-*	3/4 19,05	C/F C/F	0.88 22.4	52.9 1500
PLT-16-562-M-*	1 25,4	C/F C/F	0.95 24.1	56.4 1600
PLT-24-562-M-*	1-1/2 38,1	C/F C/F	0.98 24.8	81.1 2300
PLT-32-562-M-*	2 50,8	C/F C/F	1.52 38.5	95.2 2700
PLT-40-562-M-*	2-1/2 63,5	C/F C/F	2.32 58.8	C/F C/F
PLT-48-562-M-*	3 76,2	C/F C/F	2.57 65.3	C/F C/F
PLT-64-562-M-*	4 101,6	C/F C/F	2.91 73.9	C/F C/F

Dimensions are +/-0.2”

* Insert: Preferred O-ring Material
E - EPDM
V - Viton (only available PLHT Series CFOS cleaned and packed in cleanroom). Replace PLT with PLHT at beginning of part number

C/F: Consult Factory

Evans Components Inc.
7606 SW Bridgeport Road, Portland, OR 97224 USA
Phone 971.249.1600 | Fax 971.249.1601
www.evanscomponents.com

EVANS COMPONENTS

Vacuum Adapter Fittings Dimensional / Ordering Information

Style 722

Presslok x KF Coupling



Part Number	SIZE	FLANGE SIZE	Dimensions - Inches mm		Approx. Weight Each
			L	I	oz. / gm
PLT-08-722-M-*	1/2 12,7	NW10 KF	1.19 30.1	0.83 21.2	1.4 38
PLT-12-722-M-*	3/4 19,05	NW16 KF	1.33 33.7	0.88 22.4	2.6 72
PLT-16-722-M-*	1 25,4	NW25 KF	1.57 39.9	0.95 24.1	3.6 102
PLT-24-722-M-*	1-1/2 38,1	NW40 KF	1.70 43.2	0.98 24.8	5.4 152
PLT-32-722-M-*	2 50,8	NW50 KF	2.27 57.5	1.52 38.5	9.4 266
PLT-40-722-M-*	2-1/2 63,5	NW63 ISO-MF	2.85 72.4	2.32 58.8	C/F C/F
PLT-48-722-M-*	3 76,2	NW80 ISO-MF	3.23 82.0	2.57 65.3	C/F C/F
PLT-64-722-M-*	4 101,6	NW100 ISO-MF	3.93 99.8	2.91 73.9	C/F C/F

Style 726SS

KF Vacuum Adapter

Part Number	SIZE	FLANGE SIZE	Dimensions - Inches mm	Approx. Weight Each
			L	oz. / gm
PLT-08-726SS-M	1/2 x 1/2 12,7 x 15	NW10 KF	2.18 55.3	0.2 0,1
PLT-12-726SS-M	3/4 x 3/4 19,05 x 20	NW16 KF	2.33 59.1	0.2 0,1
PLT-16-726SS-M	1 x 1 25,4 x 25	NW25 KF	2.57 65.2	0.4 0,2
PLT-24-726SS-M	1-1/2 x 1-1/2 38,1 x 40	NW40 KF	3.7 93.9	0.8 0,4
PLT-32-726SS-M	2 x 2 50,8 x 50	NW50 KF	4.76 120.9	1.1 0.5



KF Flange

Sizes 1/2" - 2"

ISO-MF Flange

Sizes 2-1/2" - 4"

Dimensions are +/-0.2"

* Insert: Preferred O-ring Material
E - EPDM
V - Viton (only available PLHT Series CFOS cleaned and packed in cleanroom). Replace PLT with PLHT at beginning of part number

C/F: Consult Factory

Evans Components Inc.
7606 SW Bridgeport Road, Portland, OR 97224 USA
Phone 971.249.1600 | Fax 971.249.1601
www.evanscomponents.com

EVANS COMPONENTS

Vacuum Adapter Fittings Dimensional / Ordering Information

Style 727

Presslok x KF 90° Elbow

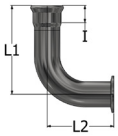

Part Number	SIZE	FLANGE SIZE	Dimensions - Inches mm			Approx. Weight Each
			L1	L2	I	oz. / gm
PLT-08-727-M-*	1/2 12,7	NW10 KF	2.64 67.1	3.15 80.0	0.83 21.2	2.0 58
PLT-12-727-M-*	3/4 19,05	NW16 KF	2.63 66.8	3.15 80.0	0.88 22.4	3.4 96
PLT-16-727-M-*	1 25,4	NW25 KF	2.71 68.8	3.15 80.0	0.95 24.1	4.6 130
PLT-24-727-M-*	1-1/2 38,1	NW40 KF	3.44 87.4	3.90 99.1	0.98 24.8	8.8 248
PLT-32-727-M-*	2 50,8	NW50 KF	4.34 110.4	4.90 99.1	1.52 38.5	13.7 388
PLT-40-727-M-*	2-1/2 63,5	NW63 ISO-MF	6.45 163.8	7.06 179.2	2.32 58.8	39.4 1117
PLT-48-727-M-*	3 76,2	NW80 ISO-MF	7.58 192.5	8.40 213.5	2.57 65.3	54.4 1542
PLT-64-727-M-*	4 101,6	NW100 ISO-MF	9.78 248.4	10.53 267.5	2.91 73.9	102.3 2900

Style 730

Presslok x KF 45° Elbow

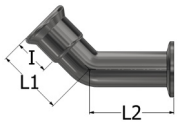

Part Number	SIZE	FLANGE SIZE	Dimensions - Inches mm			Approx. Weight Each
			L1	L2	I	oz. / gm
PLT-08-727-M-*	1/2 12,7	NW10 KF	1.94 49.1	2.40 60.7	0.83 21.2	1.7 48
PLT-12-727-M-*	3/4 19,05	NW16 KF	1.87 47.6	2.40 60.7	0.88 22.4	2.8 78
PLT-16-727-M-*	1 25,4	NW25 KF	1.91 48.5	2.40 60.7	0.95 24.1	3.8 106
PLT-24-727-M-*	1-1/2 38,1	NW40 KF	2.18 55.2	2.65 67.3	0.98 24.8	6.7 188
PLT-32-727-M-*	2 50,8	NW50 KF	2.44 61.9	3.15 8.0	1.52 38.5	10.0 282
PLT-40-727-M-*	2-1/2 63,5	NW63 ISO-MF	4.3 109.3	4.94 125.5	2.32 58.8	32.9 933
PLT-48-727-M-*	3 76,2	NW80 ISO-MF	5.02 127.4	5.74 145.7	2.57 65.3	44.9 1273
PLT-64-727-M-*	4 101,6	NW100 ISO-MF	6.28 159.5	7.02 178.3	2.91 73.9	80.2 2274



KF Flange

Sizes 1/2" - 2"

ISO-MF Flange

Sizes 2-1/2" - 4"

Dimensions are +/-0.2"

* Insert: Preferred O-ring Material
E - EPDM
V - Viton (only available PLHT Series CFOS cleaned and packed in cleanroom). Replace PLT with PLHT at beginning of part number

C/F: Consult Factory

Evans Components Inc.
7606 SW Bridgeport Road, Portland, OR 97224 USA
Phone 971.249.1600 | Fax 971.249.1601
www.evanscomponents.com

EVANS COMPONENTS

Presslok Ball Valves Specifications

Pressure / Temperature Table

Presslok ended valves rated to 200/300 psi

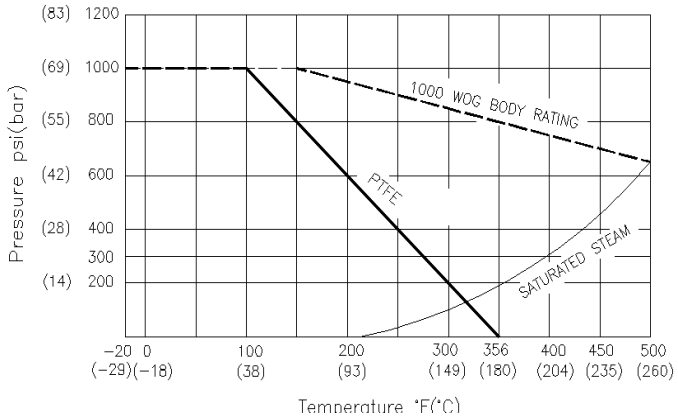

- Presslok Ball Valves come standard with locking lever handles

Material List

Evans Stainless Steel Presslok Ball Valves

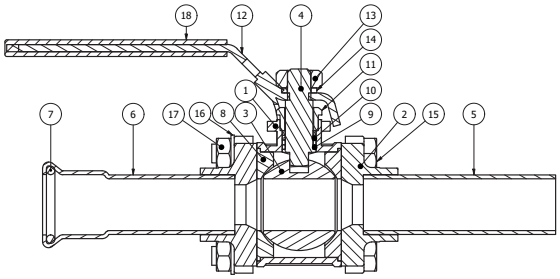

Item	Description	Material	Qty.
1	Body	SS304	1
2	End Cap	CF3M/CF8M	2
3	Ball	SS304	1
4	Stem	SS304	1
5	Tube Extension	ASTM A269 316L	1
6	Presslok Fitting	304L	1
7	O-Ring	EPDM or Viton	1
8	Ball Seat	RTFE	2
9	Thrust Washer	RTFE	1
10	Stem Packing	RTFE	1
11	Stem Nut	SS304	1
12	Handle	SS304	1
13	Handle Nut	SS304	1
14	Handle Washer	SS304	1
15	Body Bolt	SS304	4
16	Bolt Washer	SS304	4
17	Bolt Nut	SS304	4
18	Handle Sleeve	VINYL	1

Evans Components Inc.
7606 SW Bridgeport Road, Portland, OR 97224 USA
Phone 971.249.1600 | Fax 971.249.1601
www.evanscomponents.com

Presslok Ball Valves Dimensional / Ordering Information

Stainless Steel Ball Valve

w/ Evans Presslok Connections

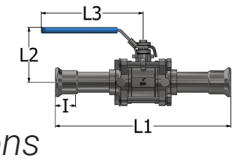

Part Number	SIZE	Dimensions - Inches mm				Approx. Weight Each
		L1	L2	L3	I	oz. / gm
PL-08-08 STRPLT*	1/2 12,7	6.71 170.5	2.35 59.8	3.63 92.3	0.81 20.7	18.4 522
PL-12-12 STRPLT*	3/4 19,05	7.64 194.1	2.59 65.7	3.99 101.4	0.9 22.8	30.8 873
PL-16-16 STRPLT*	1 25,4	8.62 218.9	2.68 68.2	5 127.1	0.96 24.4	41.2 1168
PL-24-24 STRPLT*	1-1/2 38,1	10.09 256.4	3.25 82.5	6.38 162	1.09 27.7	76.8 2177
PL-32-32 STRPLT*	2 50,8	12.95 329.0	3.59 91.2	6.38 162	1.53 38.8	116.5 3303
PL-40-40 STRPLT*	2-1/2 63,5	17.14 435.4	4.90 124.5	7.96 202.2	2.32 58.9	160.8 4559
PL-48-48 STRPLT*	3 76,2	19.26 489.2	5.55 141.0	8.06 204.7	2.60 65.9	C/F C/F
PL-64-64 STRPLT*	4 101,6	22.38 568.5	6.50 165.1	12.22 310.4	2.91 73.8	C/F C/F

Stainless Steel Ball Valve

w/ Evans PL Series Tube Extensions

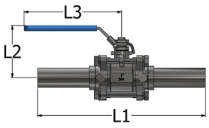

Part Number	SIZE	Dimensions - Inches mm			Approx. Weight Each
		L1	L2	L3	oz. / gm
PL-08-08STRM	1/2 12,7	6.71 170.5	2.35 59.8	3.63 92.3	18.1 513
PL-12-12STRM	3/4 19,05	7.64 194.1	2.59 65.7	3.99 101.4	30.4 862
PL-16-16STRM	1 25,4	8.62 218.9	2.68 68.2	5.00 127.1	40.3 1142
PL-24-24STRM	1-1/2 38,1	10.09 256.4	3.25 82.5	6.38 162.0	76.6 2172
PL-32-32STRM	2 50,8	12.95 329.0	3.59 91.2	6.38 162.0	115.8 3283
PL-40-40STRM	2-1/2 63,5	15.01 381.3	4.90 124.5	7.96 202.2	153.8 4360
PL-48-48STRM	3 76,2	16.36 415.5	5.55 141.0	8.06 204.7	C/F C/F
PL-64-64STRM	4 101,6	18.40 467.4	6.50 165.1	12.22 310.4	C/F C/F

Dimensions are +/-0.2”

* Insert: Preferred O-ring Material
E - EPDM
V - Viton (only available PLHT Series CFOS cleaned and packed in cleanroom). Replace PL with PLH at beginning of part number

C/F: Consult Factory

Purge port options (add to end of part number)

XP - Downstream capped compression
PX - Upstream capped compression
PP - Upstream/downstream capped compression
XZ - Downstream capped male face seal
ZX - Upstream capped male face seal
ZZ - Upstream/downstream capped male face seal

* Important: Valves with tube stubs must be supplied with ASTM A269 compliant tube ends, tube stubs that do not meet this specification may not work with Presslok fittings and will not be covered by Evans standard war-ranty. Evans PL Series ball valves meet this standard.

Evans Components Inc.
7606 SW Bridgeport Road, Portland, OR 97224 USA
Phone 971.249.1600 | Fax 971.249.1601
www.evanscomponents.com

EVANS COMPONENTS

PL/PLH Series Ball Valve Assemblies

S.S. Ball Valve

w/ Evans PL Series Tube Extension x Presslok Connection

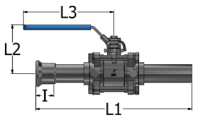

Part Number	SIZE	Dimensions - Inches mm				Approx. Weight Each
		L1	L2	L3	I	oz. / gm
PL-08-08 STRM-PLT*	1/2 12,7	6.71 170.5	2.35 59.8	3.63 92.3	0.81 20.7	18.3 517
PL-12-12 STRM-PLT*	3/4 19,05	7.64 194.1	2.59 65.7	3.99 101.4	0.9 22.8	30.6 867
PL-16-16 STRM-PLT*	1 25,4	8.62 218.9	2.68 68.2	5 127.1	0.96 24.4	40.8 1155
PL-24-24 STRM-PLT*	1-1/2 38,1	10.09 256.4	3.25 82.5	6.38 162	1.09 27.7	76.7 2174
PL-32-32 STRM-PLT*	2 50,8	12.95 329	3.59 91.2	6.38 162	1.53 38.8	116.2 3293
PL-40-40 STRM-PLT*	2-1/2 63,5	16.08 408.3	4.90 124.5	7.96 202.2	2.32 58.9	157.3 4459
PL-48-48 STRM-PLT*	3 76,2	17.81 452.4	5.55 141.0	8.06 204.7	2.60 65.9	C/F C/F
PL-64-64 STRM-PLT*	4 101,6	20.39 517.9	6.50 165.1	12.22 310.4	2.91 73.8	C/F C/F

S.S. Ball Valve

w/ Evans PL Series Tube Extension x Capped Compression

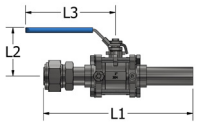

Part Number	SIZE	Dimensions - Inches mm			Approx. Weight Each
		L1	L2	L3	oz. / gm
PL-08-08STRMD	1/2 12,7	6.31 160.2	2.35 59.8	3.63 92.3	C/F C/F
PL-12-12STRMD	3/4 19,05	7.08 179.8	2.59 65.7	3.99 101.4	C/F C/F
PL-16-16STRMD	1 25,4	8.31 211.1	2.68 68.2	5.00 127.1	C/F C/F
PL-24-24STRMD	1-1/2 38,1	10.84 275.4	3.25 82.5	6.38 162.0	C/F C/F
PL-32-32STRMD	2 50,8	13.15 334.0	3.59 91.2	6.38 162.0	C/F C/F

S.S. Ball Valve

w/ Evans PL Series Pipe Extension x Presslok Connection

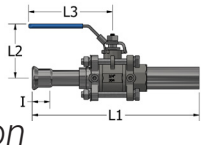

Part Number	SIZE	Dimensions - Inches mm				Approx. Weight Each
		L1	L2	L3	I	oz. / gm
PL-08-08 STR**-PLT*	1/2 12,7	C/F C/F	2.35 59.8	3.63 92.3	0.81 20.7	C/F C/F
PL-12-12 STR**-PLT*	3/4 19,05	C/F C/F	2.59 65.7	3.99 101.4	0.9 22.8	C/F C/F
PL-16-16 STR**-PLT*	1 25,4	C/F C/F	2.68 68.2	5 127.1	0.96 24.4	C/F C/F
PL-24-24 STR**-PLT*	1-1/2 38,1	C/F C/F	3.25 82.5	6.38 162	1.09 27.7	C/F C/F
PL-32-32 STR**-PLT*	2 50,8	C/F C/F	3.59 91.2	6.38 162	1.53 38.8	C/F C/F
PL-40-40 STR**-PLT*	2-1/2 63,5	C/F C/F	3.81 96.6	7.27 184.6	2.32 58.9	C/F C/F
PL-48-48 STR**-PLT*	3 76,2	C/F C/F	C/F C/F	C/F C/F	2.60 65.9	C/F C/F
PL-64-64 STR**-PLT*	4 101,6	C/F C/F	C/F C/F	C/F C/F	2.91 73.8	C/F C/F

Dimensions are +/-0.2”

* Insert: Preferred O-ring Material
E - EPDM
V - Viton (only available PLHT Series CFOS cleaned and packed in cleanroom). Replace PL with PLH at beginning of part number

** Insert: Preferred Pipe Material
G - 304L SCH 10S Pipe
L - 316L SCH 10S Pipe

C/F: Consult Factory

Purge port options (add to end of part number)

XP - Downstream capped compression
PX - Upstream capped compression
PP - Upstream/downstream capped compression
XZ - Downstream capped male face seal
ZX - Upstream capped male face seal
ZZ - Upstream/downstream capped male face seal

* Important: Valves with tube stubs must be supplied with ASTM A269 compliant tube ends, tube stubs that do not meet this specification may not work with Presslok fittings and will not be covered by Evans standard war-ranty. Evans PL Series ball valves meet this standard.

Evans Components Inc.
7606 SW Bridgeport Road, Portland, OR 97224 USA
Phone 971.249.1600 | Fax 971.249.1601
www.evanscomponents.com

EVANS COMPONENTS

Stainless Steel Ball Valve

w/ Evans Presslok X Presslok Capped Tube

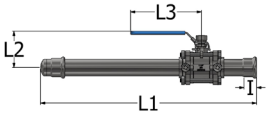

Part Number	SIZE	Dimensions - Inches mm				Approx. Weight Each
		L1	L2	L3	I	oz. / gm
PL-08-08 STRPLT*-MPLC	1/2 12,7	C/F C/F	2.35 59.8	3.63 92.3	0.81 20.7	18.4 522
PL-12-12 STRPLT*-MPLC	3/4 19,05	C/F C/F	2.59 65.7	3.99 101.4	0.9 22.8	30.8 873
PL-16-16 STRPLT*-MPLC	1 25,4	C/F C/F	2.68 68.2	5 127.1	0.96 24.4	41.2 1168
PL-24-24 STRPLT*-MPLC	1-1/2 38,1	19.43 493.6	3.25 82.5	6.38 162	1.09 27.7	76.8 2177
PL-32-32 STRPLT*-MPLC	2 50,8	23.81 604.8	3.59 91.2	6.38 162	1.53 38.8	116.5 3303
PL-40-40 STRPLT*-MPLC	2-1/2 63,5	C/F C/F	3.81 96.6	7.27 184.6	2.32 58.9	160.8 4559
PL-48-48 STRPLT*-MPLC	3 76,2	C/F C/F	C/F C/F	C/F C/F	2.60 65.9	C/F C/F
PL-64-64 STRPLT*-MPLC	4 101,6	C/F C/F	C/F C/F	C/F C/F	2.91 73.8	C/F C/F

Stainless Steel Ball Valve

Evans Presslok Connections & 0-160 psig Gauge

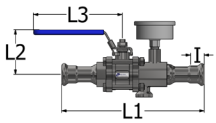

Part Number	SIZE	Dimensions - Inches mm				Approx. Weight Each
		L1	L2	L3	I	oz. / gm
PL-08-08ST RPLT*-G160	1/2 12,7	6.91 175.5	2.1 53.3	3.95 100.3	0.81 20.7	C/F C/F
PL-12-12ST RPLT*-G160	3/4 19,05	7.83 198.9	2.30 58.4	5.10 129.5	0.90 22.8	C/F C/F
PL-16-16ST RPLT*-G160	1 25,4	7.26 184.4	2.95 74.9	6.10 154.9	0.96 24.4	C/F C/F
PL-24-24ST RPLT*-G160	1-1/2 38,1	9.68 245.9	3.67 93.2	7.36 186.9	1.09 27.7	C/F C/F
PL-32-32ST RPLT*-G160	2 50,8	C/F C/F	3.90 99.1	7.25 184.2	1.53 38.8	C/F C/F

Dimensions are +/-0.2”

* Insert: Preferred O-ring Material
E - EPDM
V - Viton (only available PLHT Series CFOS cleaned and packed in cleanroom). Replace PL with PLH at beginning of part number

C/F: Consult Factory

* Important: Valves with tube stubs must be supplied with ASTM A269 compliant tube ends, tube stubs that do not meet this specification may not work with Presslok fittings and will not be covered by Evans standard warranty. Evans PL Series ball valves meet this standard.

Purge port options (add to end of part number)

XP - Downstream capped compression
PX - Upstream capped compression
PP - Upstream/downstream capped compression
XZ - Downstream capped male face seal
ZX - Upstream capped male face seal
ZZ - Upstream/downstream capped male face seal

Evans Components Inc.
7606 SW Bridgeport Road, Portland, OR 97224 USA
Phone 971.249.1600 | Fax 971.249.1601
www.evanscomponents.com

EVANS COMPONENTS

0-1400 KPA
(0-200 PSI) Large Faced Pressure gauge Valves



Stainless Steel Ball Valve

Evans Presslok Connections
1400 kpa Gauge

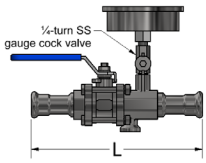

Part Number	SIZE	Dimensions - Inches mm		Approx. Weight Each
		L	l	oz. / gm
PL-08-08STRPLT*-04MV-4G1400	1/2 12,7	C/F C/F	0.81 20.7	C/F C/F
PL-12-12STRPLT*-04MV-4G1400	3/4 19,05	C/F C/F	0.90 22.8	C/F C/F
PL-16-16STRPLT*-04MV-4G1400	1 25,4	C/F C/F	0.96 24.4	C/F C/F
PL-24-24STRPLT*-04MV-4G1400	1-1/2 38,1	C/F C/F	1.09 27.7	C/F C/F
PL-32-32STRPLT*-04MV-4G1400	2 50,8	C/F C/F	1.53 38.8	C/F C/F

Stainless Steel Ball Valve

Evans Presslok Connections
1400 kpa Gauge at 45°

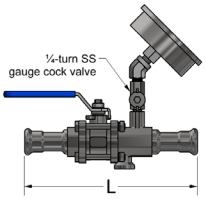

Part Number	SIZE	Dimensions - Inches mm		Approx. Weight Each
		L	l	oz. / gm
PL-08-08STRPLT*-04MV-45-4G1400	1/2 12,7	C/F C/F	0.81 20.7	C/F C/F
PL-12-12STRPLT*-04MV-45-4G1400	3/4 19,05	C/F C/F	0.90 22.8	C/F C/F
PL-16-16STRPLT*-04MV-45-4G1400	1 25,4	C/F C/F	0.96 24.4	C/F C/F
PL-24-24STRPLT*-04MV-45-4G1400	1-1/2 38,1	C/F C/F	1.09 27.7	C/F C/F
PL-32-32STRPLT*-04MV-45-4G1400	2 50,8	C/F C/F	1.53 38.8	C/F C/F

Dimensions are +/-0.2”

* Insert: Preferred O-ring Material
E - EPDM
V - Viton (only available PLHT Series CFOS cleaned and packed in cleanroom). Replace PL with PLH at beginning of part number

C/F: Consult Factory

* Important: Valves with tube stubs must be supplied with ASTM A269 compliant tube ends, tube stubs that do not meet this specification may not work with Presslok fittings and will not be covered by Evans standard warranty. Evans PL Series ball valves meet this standard.

Purge port options (add to end of part number)

XP - Downstream capped compression
PX - Upstream capped compression
PP - Upstream/downstream capped compression
XZ - Downstream capped male face seal
ZX - Upstream capped male face seal
ZZ - Upstream/downstream capped male face seal

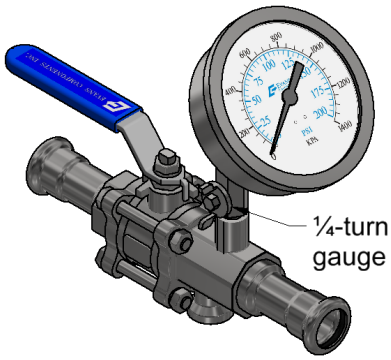

Evans Components Inc.
7606 SW Bridgeport Road, Portland, OR 97224 USA
Phone 971.249.1600 | Fax 971.249.1601
www.evanscomponents.com

EVANS COMPONENTS

PL/PLH Series Ball Valve Assemblies

Stainless Steel Ball Valve

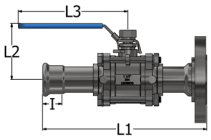

Evans PL Series Tube Extension x Flange Adapter ANSI 150#

Part Number	SIZE	Dimensions - Inches mm				Approx. Weight Each
		L1	L2	L3	I	oz. / gm
PL-08-08 STRUPLT*	1/2 12,7	6.78 172.2	2.35 59.8	3.63 92.3	0.81 20.7	32.6 925
PL-12-12 STRUPLT*	3/4 19,05	7.88 200.1	2.59 65.7	3.99 101.4	0.90 22.8	51.3 1455
PL-16-16 STRUPLT*	1 25,4	8.98 228.1	2.68 68.2	5.00 127.1	0.96 24.4	69.1 1958
PL-24-24 STRUPLT*	1-1/2 38,1	9.73 247.1	3.25 82.5	6.38 162.0	1.09 27.7	124.9 3541
PL-32-32 STRUPLT*	2 50,8	13.11 332.9	3.59 91.2	6.38 162.0	1.53 38.8	194.0 5500
PL-40-40 STRUPLT*	2-1/2 63,5	C/F C/F	C/F C/F	C/F C/F	2.32 58.9	C/F C/F
PL-48-48 STRUPLT*	3 76,2	C/F C/F	C/F C/F	C/F C/F	2.60 65.9	C/F C/F
PL-64-64 STRUPLT*	4 101,6	C/F C/F	C/F C/F	C/F C/F	2.91 73.8	C/F C/F

Evans SHC Ball Valve

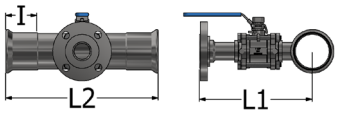

Presslok Connection Main x ANSI 150# Branch

Part Number	SIZE	Dimensions - Inches mm			Approx. Weight Each
		L1	L2	I	oz. / gm
PL-16-24 SHCPLT*-U	1-1/2 x 1 38,1 x 25,4	C/F C/F	7.88 200.2	1.09 27.7	C/F C/F
PL-16-32 SHCPLT*-U	2 x 1 50,8 x 25,4	C/F C/F	10.05 255.3	1.53 38.8	C/F C/F
PL-24-32 SHCPLT*-U	2 x 1-1/2 50,8 x 38,1	C/F C/F	10.05 255.3	1.53 38.8	C/F C/F
PL-16-48 SHCPLT*-U	3 x 1 76,2 x 25,4	C/F C/F	13.00 330.2	2.60 65.9	C/F C/F
PL-24-48 SHCPLT*-U	3 x 1-1/2 76,2 x 38,1	C/F C/F	13.00 330.2	2.60 65.9	C/F C/F
PL-32-48 SHCPLT*-U	3 x 2 76,2 x 50,8	C/F C/F	13.00 330.2	2.60 65.9	C/F C/F
PL-16-64 SHCPLT*-U	4 x 1 101,6 x 25,4	C/F C/F	15.61 396.5	0.96 24.4	C/F C/F
PL-24-64 SHCPLT*-U	4 x 1-1/2 101,6 x 38,1	C/F C/F	15.61 396.5	2.91 73.8	C/F C/F
PL-32-64 SHCPLT*-U	4 x 2 101,6 x 50,8	C/F C/F	15.61 396.5	2.91 73.8	C/F C/F
PL-48-64 SHCPLT*-U	4 x 3 101,6 x 76,2	C/F C/F	15.61 396.5	2.91 73.8	C/F C/F

Dimensions are +/-0.2”

* Insert: Preferred O-ring Material
E - EPDM
V - Viton (only available PLHT Series CFOS cleaned and packed in cleanroom). Replace PL with PLH at beginning of part number

C/F: Consult Factory

Purge port options (add to end of part number)

XP - Downstream capped compression
PX - Upstream capped compression
PP - Upstream/downstream capped compression
XZ - Downstream capped male face seal
ZX - Upstream capped male face seal
ZZ - Upstream/downstream capped male face seal

Note: for PVC Blind flange attached to end of valve, add –PVC to end of part number

Evans Components Inc.
7606 SW Bridgeport Road, Portland, OR 97224 USA
Phone 971.249.1600 | Fax 971.249.1601
www.evanscomponents.com

EVANS COMPONENTS

Evans SHC Ball Valve

Presslok Connection
Main x Presslok Connection Branch

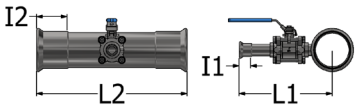

Part Number	SIZE	Dimensions - Inches mm				Approx. Weight Each
		L1	L2	I1	I2	oz. / gm
PL-08-12SH CPLT*-PLT*	3/4 x 1/2 19,05 x 12,7	C/F C/F	6.37 161.8	0.81 20.7	0.90 22.8	C/F C/F
PL-08-16SH CPLT*-PLT*	1 x 1/2 25,4 x 12,7	C/F C/F	7.00 177.8	0.81 20.7	0.96 24.4	C/F C/F
PL-12-16SH CPLT*-PLT*	1 x 3/4 25,4 x 19,05	C/F C/F	7.00 177.8	0.90 22.8	0.96 24.4	C/F C/F
PL-08-24SH CPLT*-PLT*	1-1/2 x 1/2 38,1 x 12,7	C/F C/F	7.88 200.2	0.81 20.7	1.09 27.7	C/F C/F
PL-12-24SH CPLT*-PLT*	1-1/2 x 3/4 38,1 x 19,05	C/F C/F	7.88 200.2	0.90 22.8	1.09 27.7	C/F C/F
PL-16-24SH CPLT*-PLT*	1-1/2 x 1 38,1 x 25,4	C/F C/F	7.88 200.2	0.96 24.4	1.09 27.7	C/F C/F
PL-08-32SH CPLT*-PLT*	2 x 1/2 50,8 x 12,7	C/F C/F	10.05 255.3	0.81 20.7	1.53 38.8	C/F C/F
PL-12-32SH CPLT*-PLT*	2 x 3/4 50,8 x 19,05	C/F C/F	10.05 255.3	0.90 22.8	1.53 38.8	C/F C/F
PL-16-32SH CPLT*-PLT*	2 x 1 50,8 x 25,4	C/F C/F	10.05 255.3	0.96 24.4	1.53 38.8	C/F C/F
PL-24-32SH CPLT*-PLT*	2 x 1-1/2 50,8 x 38,1	C/F C/F	10.05 255.3	1.09 27.7	1.53 38.8	C/F C/F
PL-16-48SH CPLT*-PLT*	3 x 1 76,2 x 25,4	C/F C/F	13.00 330.2	0.96 24.4	2.60 65.9	C/F C/F
PL-24-48SH CPLT*-PLT*	3 x 1-1/2 76,2 x 38,1	C/F C/F	13.00 330.2	1.09 27.7	2.60 65.9	C/F C/F
PL-32-48SH CPLT*-PLT*	3 x 2 76,2 x 50,8	C/F C/F	13.00 330.2	1.53 38.8	2.60 65.9	C/F C/F
PL-16-64SH CPLT*-PLT*	4 x 1 101,6 x 25,4	C/F C/F	15.61 396.5	0.96 24.4	2.91 73.8	C/F C/F
PL-24-64SH CPLT*-PLT*	4 x 1-1/2 101,6 x 38,1	C/F C/F	15.61 396.5	1.09 27.7	2.91 73.8	C/F C/F
PL-32-64SH CPLT*-PLT*	4 x 2 101,6 x 50,8	C/F C/F	15.61 396.5	1.53 38.8	2.91 73.8	C/F C/F
PL-48-64SH CPLT*-PLT*	4 x 3 101,6 x 76,2	C/F C/F	C/F C/F	C/F C/F	2.91 73.8	C/F C/F

Purge port options (add to end of part number)

XP - Downstream capped compression
PX - Upstream capped compression
PP - Upstream/downstream capped compression
XZ - Downstream capped male face seal
ZX - Upstream capped male face seal
ZZ - Upstream/downstream capped male face seal

Dimensions are +/-0.2”

* Insert: Preferred O-ring Material
E - EPDM
V - Viton (only available PLHT Series CFOS cleaned and packed in cleanroom). Replace PL with PLH at beginning of part number

C/F: Consult Factory

Evans Components Inc.
7606 SW Bridgeport Road, Portland, OR 97224 USA
Phone 971.249.1600 | Fax 971.249.1601
www.evanscomponents.com

Evans SHC Ball Valve

Presslok Connection
Main x Capped Compression Branch

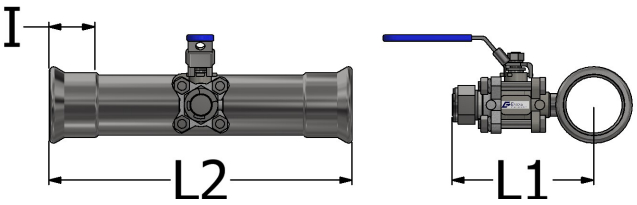

Part Number	SIZE	Dimensions - Inches mm			Approx. Weight Each
		L1	L2	I	oz. / gm
PL-04-08SH CPLT*D04	1/2 x 1/4 12,7 x 6,35	3.32 84.3	5.98 151.9	0.83 21.2	C/F C/F
PL-06-08SH CPLT*D06	1/2 x 3/8 12,7 x 9,53	3.32 84.3	5.98 151.9	0.83 21.2	C/F C/F
PL-08-08SH CPLT*D08	1/2 x 1/2 12,7 x 12,7	3.64 92.5	5.98 151.9	0.83 21.2	C/F C/F
PL-04-12SH CPLT*D04	3/4 x 1/4 19,05 x 6,35	3.47 88.0	6.37 161.8	0.90 22.8	C/F C/F
PL-06-12SH CPLT*D06	3/4 x 3/8 19,05 x 9,53	3.47 88.0	6.37 161.8	0.90 22.8	C/F C/F
PL-08-12SH CPLT*D08	3/4 x 1/2 19,05 x 12,7	3.72 94.4	6.37 161.8	0.90 22.8	C/F C/F
PL-12-12SH CPLT*D12	3/4 x 3/4 19,05 x 19,05	4.04 102.5	6.37 161.8	0.90 22.8	C/F C/F
PL-04-16SH CPLT*D04	1 x 1/4 25,4 x 6,35	3.66 93.0	7.00 177.8	0.96 24.4	C/F C/F
PL-06-16SH CPLT*D06	1 x 3/8 25,4 x 9,35	3.66 93.0	7.00 177.8	0.96 24.4	C/F C/F
PL-08-16SH CPLT*D08	1 x 1/2 25,4 x 12,7	3.84 97.5	7.00 177.8	0.96 24.4	C/F C/F
PL-12-16SH CPLT*D12	1 x 3/4 25,4 x 19,05	4.16 105.7	7.00 177.8	0.96 24.4	C/F C/F
PL-16-16SH CPLT*D16	1 x 1 25,4 x 25,4	4.45 113.0	7.00 177.8	0.96 24.4	C/F C/F
PL-04-24SH CPLT*D04	1-1/2 x 1/4 38,1 x 6,35	3.84 97.5	7.88 200.2	1.09 27.7	C/F C/F
PL-06-24SH CPLT*D06	1-1/2 x 3/8 38,1 x 9,35	3.84 97.5	7.88 200.2	1.09 27.7	C/F C/F
PL-08-24SH CPLT*D08	1-1/2 x 1/2 38,1 x 12,7	4.12 104.6	7.88 200.2	1.09 27.7	C/F C/F
PL-12-24SH CPLT*D12	1-1/2 x 3/4 38,1 x 50,8	4.45 113.0	7.88 200.2	1.09 27.7	C/F C/F
PL-16-24SH CPLT*D16	1-1/2 x 1 38,1 x 76,2	4.71 119.6	7.88 200.2	1.09 27.7	C/F C/F

Part Number	SIZE	Dimensions - Inches mm			Approx. Weight Each
		L1	L2	I	oz. / gm
PL-08-32SH CPLT*D08	2 x 1/2 50,8 x 12,7	4.36 110.7	10.05 255.3	1.53 38.8	C/F C/F
PL-12-32SH CPLT*D12	2 x 3/4 50,8 x 19,05	4.71 119.6	10.05 255.3	1.53 38.8	C/F C/F
PL-16-32SH CPLT*D16	2 x 1 50,8 x 25,4	5.00 127.0	10.05 255.3	1.53 38.8	C/F C/F
PL-08-40SH CPLT*D08	2-1/2 x 1/2 63,5 x 12,7	4.54 115.3	11.70 297.2	2.32 58.8	C/F C/F
PL-12-40SH CPLT*D12	2-1/2 x 3/4 63,5 x 19,05	4.86 123.4	11.70 297.2	2.32 58.8	C/F C/F
PL-16-40SH CPLT*D16	2-1/2 x 1 63,5 x 25,4	5.15 130.8	11.70 297.2	2.32 58.8	C/F C/F
PL-08-48SH CPLT*D08	3 x 1/2 76,2 x 12,7	4.94 125.5	13.00 330.2	2.60 65.9	C/F C/F
PL-12-48SH CPLT*D12	3 x 3/4 76,2 x 19,05	5.21 132.3	13.00 330.2	2.60 65.9	C/F C/F
PL-16-48SH CPLT*D16	3 x 1 76,2 x 25,4	5.55 141.0	13.00 330.2	2.60 65.9	C/F C/F
PL-08-64SH CPLT*D08	4 x 1/2 101,6 x 12,7	5.39 136.9	15.61 396.5	2.91 73.8	C/F C/F
PL-12-64SH CPLT*D12	4 x 3/4 101,6 x 19,05	5.81 147.6	15.61 396.5	2.91 73.8	C/F C/F
PL-16-64SH CPLT*D16	4 x 1 101,6 x 25,4	6.10 154.9	15.61 396.5	2.91 73.8	C/F C/F

Purge port options (add to end of part number)

XP - Downstream capped compression
PX - Upstream capped compression
PP - Upstream/downstream capped compression
XZ - Downstream capped male face seal
ZX - Upstream capped male face seal
ZZ - Upstream/downstream capped male face seal

Dimensions are +/-0.2”

* Insert: Preferred O-ring Material
E - EPDM
V - Viton (only available PLHT Series CFOS cleaned and packed in cleanroom). Replace PL with PLH at beginning of part number

C/F: Consult Factory

Evans Components Inc.
7606 SW Bridgeport Road, Portland, OR 97224 USA
Phone 971.249.1600 | Fax 971.249.1601
www.evanscomponents.com

Evans SHC2 Ball Valve

Presslok Connection
Main x Capped Compression Branches

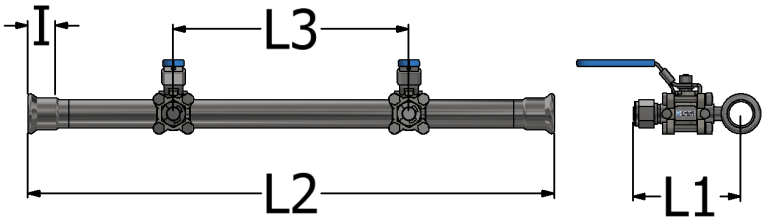

Part Number	SIZE	Dimensions - Inches mm				Approx. Weight Each
		L1	L2	L3	I	oz. / gm
PL-04-08SH C2PLT*D04	1/2 x 1/4 12,7 x 6,35	3.32 84.3	19.00 482.6	8.50 215.9	0.83 21.2	C/F C/F
PL-06-08SH C2PLT*D06	1/2 x 3/8 12,7 x 9,53	3.32 84.3	19.00 482.6	8.50 215.9	0.83 21.2	C/F C/F
PL-08-08SH C2PLT*D08	1/2 x 1/2 12,7 x 12,7	3.64 92.5	19.00 482.6	8.50 215.9	0.83 21.2	C/F C/F
PL-04-12SH C2PLT*D04	3/4 x 1/4 19,05 x 6,35	3.47 88.0	19.00 482.6	8.50 215.9	0.90 22.8	C/F C/F
PL-06-12SH C2PLT*D06	3/4 x 3/8 19,05 x 9,53	3.47 88.0	19.00 482.6	8.50 215.9	0.90 22.8	C/F C/F
PL-08-12SH C2PLT*D08	3/4 x 1/2 19,05 x 12,7	3.72 94.4	19.00 482.6	8.50 215.9	0.90 22.8	C/F C/F
PL-12-12SH C2PLT*D12	3/4 x 3/4 19,05 x 19,05	4.04 102.5	19.00 482.6	8.50 215.9	0.90 22.8	C/F C/F
PL-04-16SH C2PLT*D04	1 x 1/4 25,4 x 6,35	3.66 93.0	19.00 482.6	8.50 215.9	0.96 24.4	C/F C/F
PL-06-16SH C2PLT*D06	1 x 3/8 25,4 x 9,35	3.66 93.0	19.00 482.6	8.50 215.9	0.96 24.4	C/F C/F
PL-08-16SH C2PLT*D08	1 x 1/2 25,4 x 12,7	3.84 97.5	19.00 482.6	8.50 215.9	0.96 24.4	C/F C/F
PL-12-16SH C2PLT*D12	1 x 3/4 25,4 x 19,05	4.16 105.7	19.00 482.6	8.50 215.9	0.96 24.4	C/F C/F
PL-16-16SH C2PLT*D16	1 x 1 25,4 x 25,4	4.45 113.0	19.00 482.6	8.50 215.9	0.96 24.4	C/F C/F
PL-04-24SH C2PLT*D04	1-1/2 x 1/4 38,1 x 6,35	3.84 97.5	19.00 482.6	8.50 215.9	1.09 27.7	C/F C/F
PL-06-24SH C2PLT*D06	1-1/2 x 3/8 38,1 x 9,35	3.84 97.5	19.00 482.6	8.50 215.9	1.09 27.7	C/F C/F
PL-08-24SH C2PLT*D08	1-1/2 x 1/2 38,1 x 12,7	4.12 104.6	19.00 482.6	8.50 215.9	1.09 27.7	C/F C/F
PL-12-24SH C2PLT*D12	1-1/2 x 3/4 38,1 x 50,8	4.45 113.0	19.00 482.6	8.50 215.9	1.09 27.7	C/F C/F
PL-16-24SH C2PLT*D16	1-1/2 x 1 38,1 x 76,2	4.71 119.6	19.00 482.6	8.50 215.9	1.09 27.7	C/F C/F

Part Number	SIZE	Dimensions - Inches mm				Approx. Weight Each
		L1	L2	L3	I	oz. / gm
PL-08-32SH C2PLT*D08	2 x 1/2 50,8 x 12,7	4.36 110.7	19.00 482.6	8.50 215.9	1.53 38.8	C/F C/F
PL-12-32SH C2PLT*D12	2 x 3/4 50,8 x 19,05	4.71 119.6	19.00 482.6	8.50 215.9	1.53 38.8	C/F C/F
PL-16-32SH C2PLT*D16	2 x 1 50,8 x 25,4	5.00 127.0	19.00 482.6	8.50 215.9	1.53 38.8	C/F C/F
PL-08-40SH C2PLT*D08	2-1/2 x 1/2 63,5 x 12,7	4.54 115.3	19.00 482.6	8.50 215.9	2.32 58.8	C/F C/F
PL-12-40SH C2PLT*D12	2-1/2 x 3/4 63,5 x 19,05	4.86 123.4	19.00 482.6	8.50 215.9	2.32 58.8	C/F C/F
PL-16-40SH C2PLT*D16	2-1/2 x 1 63,5 x 25,4	5.15 130.8	19.00 482.6	8.50 215.9	2.32 58.8	C/F C/F
PL-08-48SH C2PLT*D08	3 x 1/2 76,2 x 12,7	4.94 125.5	19.00 482.6	8.50 215.9	2.60 65.9	C/F C/F
PL-12-48SH C2PLT*D12	3 x 3/4 76,2 x 19,05	5.21 132.3	19.00 482.6	8.50 215.9	2.60 65.9	C/F C/F
PL-16-48SH C2PLT*D16	3 x 1 76,2 x 25,4	5.55 141.0	19.00 482.6	8.50 215.9	2.60 65.9	C/F C/F
PL-08-64SH C2PLT*D08	4 x 1/2 101,6 x 12,7	5.39 136.9	19.00 482.6	8.50 215.9	2.91 73.8	C/F C/F
PL-12-64SH C2PLT*D12	4 x 3/4 101,6 x 19,05	5.81 147.6	19.00 482.6	8.50 215.9	2.91 73.8	C/F C/F
PL-16-64SH C2PLT*D16	4 x 1 101,6 x 25,4	6.10 154.9	19.00 482.6	8.50 215.9	2.91 73.8	C/F C/F

Purge port options (add to end of part number)

XP - Downstream capped compression
PX - Upstream capped compression
PP - Upstream/downstream capped compression
XZ - Downstream capped male face seal
ZX - Upstream capped male face seal
ZZ - Upstream/downstream capped male face seal

Dimensions are +/-0.2”

* Insert: Preferred O-ring Material
E - EPDM
V - Viton (only available PLHT Series CFOS cleaned and packed in cleanroom). Replace PL with PLH at beginning of part number

C/F: Consult Factory

Evans Components Inc.
7606 SW Bridgeport Road, Portland, OR 97224 USA
Phone 971.249.1600 | Fax 971.249.1601
www.evanscomponents.com

Evans DHC Ball Valve

Presslok Connection
Main x Capped Compression Branches

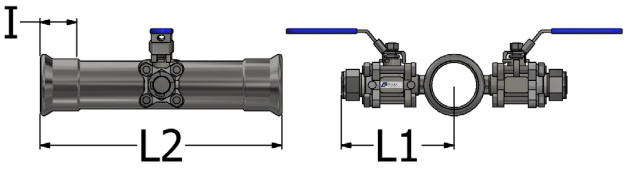

Part Number	SIZE	Dimensions - Inches mm			Approx. Weight Each
		L1	L2	I	oz. / gm
PL-04-08DH CPLT*D04	1/2 x 1/4 12,7 x 6,35	3.32 84.3	5.98 151.9	0.83 21.2	C/F C/F
PL-06-08DH CPLT*D06	1/2 x 3/8 12,7 x 9,53	3.32 84.3	5.98 151.9	0.83 21.2	C/F C/F
PL-08-08DH CPLT*D08	1/2 x 1/2 12,7 x 12,7	3.64 92.5	5.98 151.9	0.83 21.2	C/F C/F
PL-04-12DH CPLT*D04	3/4 x 1/4 19,05 x 6,35	3.47 88.0	6.37 161.8	0.90 22.8	C/F C/F
PL-06-12DH CPLT*D06	3/4 x 3/8 19,05 x 9,53	3.47 88.0	6.37 161.8	0.90 22.8	C/F C/F
PL-08-12DH CPLT*D08	3/4 x 1/2 19,05 x 12,7	3.72 94.4	6.37 161.8	0.90 22.8	C/F C/F
PL-12-12DH CPLT*D12	3/4 x 3/4 19,05 x 19,05	4.04 102.5	6.37 161.8	0.90 22.8	C/F C/F
PL-04-16DH CPLT*D04	1 x 1/4 25,4 x 6,35	3.66 93.0	7.00 177.8	0.96 24.4	C/F C/F
PL-06-16DH CPLT*D06	1 x 3/8 25,4 x 9,35	3.66 93.0	7.00 177.8	0.96 24.4	C/F C/F
PL-08-16DH CPLT*D08	1 x 1/2 25,4 x 12,7	3.84 97.5	7.00 177.8	0.96 24.4	C/F C/F
PL-12-16DH CPLT*D12	1 x 3/4 25,4 x 19,05	4.16 105.7	7.00 177.8	0.96 24.4	C/F C/F
PL-16-16DH CPLT*D16	1 x 1 25,4 x 25,4	4.45 113.0	7.00 177.8	0.96 24.4	C/F C/F
PL-04-24DH CPLT*D04	1-1/2 x 1/4 38,1 x 6,35	3.84 97.5	7.88 200.2	1.09 27.7	C/F C/F
PL-06-24DH CPLT*D06	1-1/2 x 3/8 38,1 x 9,35	3.84 97.5	7.88 200.2	1.09 27.7	C/F C/F
PL-08-24DH CPLT*D08	1-1/2 x 1/2 38,1 x 12,7	4.12 104.6	7.88 200.2	1.09 27.7	C/F C/F
PL-12-24DH CPLT*D12	1-1/2 x 3/4 38,1 x 50,8	4.45 113.0	7.88 200.2	1.09 27.7	C/F C/F
PL-16-24DH CPLT*D16	1-1/2 x 1 38,1 x 76,2	4.71 119.6	7.88 200.2	1.09 27.7	C/F C/F

Part Number	SIZE	Dimensions - Inches mm			Approx. Weight Each
		L1	L2	I	oz. / gm
PL-08-32DH CPLT*D08	2 x 1/2 50,8 x 12,7	4.36 110.7	10.05 255.3	1.53 38.8	C/F C/F
PL-12-32DH CPLT*D12	2 x 3/4 50,8 x 19,05	4.71 119.6	10.05 255.3	1.53 38.8	C/F C/F
PL-16-32DH CPLT*D16	2 x 1 50,8 x 25,4	5.00 127.0	10.05 255.3	1.53 38.8	C/F C/F
PL-08-40DH CPLT*D08	2-1/2 x 1/2 63,5 x 12,7	4.54 115.3	11.70 297.2	2.32 58.8	C/F C/F
PL-12-40DH CPLT*D12	2-1/2 x 3/4 63,5 x 19,05	4.86 123.4	11.70 297.2	2.32 58.8	C/F C/F
PL-16-40DH CPLT*D16	2-1/2 x 1 63,5 x 25,4	5.15 130.8	11.70 297.2	2.32 58.8	C/F C/F
PL-08-48DH CPLT*D08	3 x 1/2 76,2 x 12,7	4.94 125.5	13.00 330.2	2.60 65.9	C/F C/F
PL-12-48DH CPLT*D12	3 x 3/4 76,2 x 19,05	5.21 132.3	13.00 330.2	2.60 65.9	C/F C/F
PL-16-48DH CPLT*D16	3 x 1 76,2 x 25,4	5.55 141.0	13.00 330.2	2.60 65.9	C/F C/F
PL-08-64DH CPLT*D08	4 x 1/2 101,6 x 12,7	5.39 136.9	15.61 396.5	2.91 73.8	C/F C/F
PL-12-64DH CPLT*D12	4 x 3/4 101,6 x 19,05	5.81 147.6	15.61 396.5	2.91 73.8	C/F C/F
PL-16-64DH CPLT*D16	4 x 1 101,6 x 25,4	6.10 154.9	15.61 396.5	2.91 73.8	C/F C/F

Purge port options (add to end of part number)

XP - Downstream capped compression
PX - Upstream capped compression
PP - Upstream/downstream capped compression
XZ - Downstream capped male face seal
ZX - Upstream capped male face seal
ZZ - Upstream/downstream capped male face seal

Dimensions are +/-0.2”

* Insert: Preferred O-ring Material
E - EPDM
V - Viton (only available PLHT Series CFOS cleaned and packed in cleanroom). Replace PL with PLH at beginning of part number

C/F: Consult Factory

Evans Components Inc.
7606 SW Bridgeport Road, Portland, OR 97224 USA
Phone 971.249.1600 | Fax 971.249.1601
www.evanscomponents.com

Presslok Globe Valves Dimensional / Ordering Information

Stainless Steel Globe Valve

w/ Evans Presslok Connections

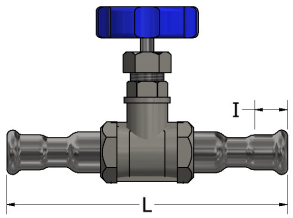

Sizes 1/2" - 1"

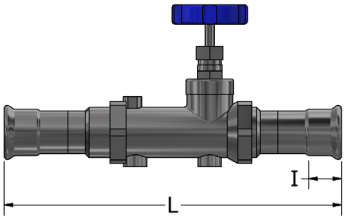

Sizes 1.5" - 2"

Part Number	SIZE	Dimensions - Inches mm		Approx. Weight Each
		L	I	oz. / gm
PL-08GV-PLT*	1/2 12,7	C/F C/F	0.81 20.7	C/F C/F
PL-12GV-PLT*	3/4 19,05	C/F C/F	0.90 22.8	C/F C/F
PL-16GV-PLT*	1 25,4	C/F C/F	0.96 24.4	C/F C/F
PL-24GV-PLT*	1-1/2 38,1	12.78 324.6	1.09 27.7	C/F C/F
PL-32GV-PLT*	2 50,8	15.85 402.6	1.53 38.8	C/F C/F

Dimensions are +/-0.2"

* Insert: Preferred O-ring Material
E - EPDM
V - Viton (only available PLHT Series CFOS cleaned and packed in cleanroom). Replace PL with PLH at beginning of part number

C/F: Consult Factory

Stainless Steel Globe Valve Materials

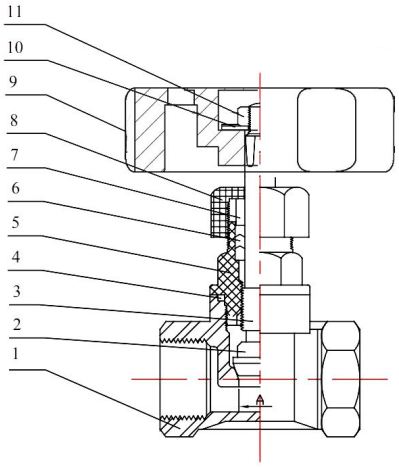

Material List		
No.	Item	Material
1	BODY	CF8M
2	DISC	SUS316
3	STEM	SUS316
4	GASKET	TEFLON
5	BONNET	CF8M
6	STEM PACKING	TEFLON
7	GLAND	SUS304
8	GLAND NUT	CF8M
9	HANDLE WHEEL	ALUMINUM
10	NAME PLATE	ALUMINUM
11	HANDLE WHEEL NUT	SUS304

Evans Components Inc.
7606 SW Bridgeport Road, Portland, OR 97224 USA
Phone 971.249.1600 | Fax 971.249.1601
www.evanscomponents.com

EVANS COMPONENTS

DB Series Butterfly Valves w/ Presslok End Connections

DB Series Epoxy Coated Valve

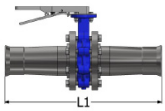

Item	Description	Material
1	Body	ASTM A395 60-40-18
2	Bushing	PTFE
3	Shaft	ASTM A276 410
4	Seat	EPDM
5	Disc	ASTM A351 CF8
6	Cone Pin	316 SS
7	Rivet	Al
8	Label	S.S.
9	Bushing	PTFE
10	O-Ring	EPDM
11	Bolt	ASTM A193 B7
12	Spring Washer	ASTM A29 1566
13	Nut	ASTM A194 2H
14	Notch Plate	C.S.
15	Key	ASTM A29 1045
16	Lever	Parts

Part Number	SIZE	Dimensions - Inches (mm)		Approx. Weight Each
		L1	I	oz. / gm
DB-32STRPLT*	2” 50,8	13.94 354.1	1.52 38.5	C/F C/F
DB-40STRPLT*	2.5” 50,8	C/F C/F	2.32 58.8	C/F C/F
DB-48STRPLT*	3” 76,2	20.00 508.0	2.57 65.3	C/F C/F
DB-64STRPLT*	4” 101,6	24.22 615.2	2.91 73.9	C/F C/F

Optional Handle Types:
-GO Gear Operated
-LH Lever Handle Operated



-LH (Lever Handle Operated) option



-GO (Gear Operated) option

Dimensions are +/-0.2”

* Insert: Preferred O-ring Material
E - EPDM
V - Viton (only available PLHT Series CFOS cleaned and packed in cleanroom). Replace PL with PLH at beginning of part number

C/F: Consult Factory

Evans Components Inc.
7606 SW Bridgeport Road, Portland, OR 97224 USA
Phone 971.249.1600 | Fax 971.249.1601
www.evanscomponents.com

EVANS COMPONENTS

DB & SB Series Butterfly Valves w/ Presslok End Connections

Valve Series	Design Pressure	Design Temperature	Helium Leak Rate	Class
DB	150 psig (10.34 bar)	250°F (121°C)	1 x 10-7 scc/sec	150
SB	150 psig (10.34 bar)	330°F (165°C)	1 x 10-7 scc/sec	150

CV Chart (Water @ 70F, Specific Gravity = 1.00)	
Valve Size	CV (Disc Position @ 90° Degrees Open)
2"	120
3"	262
4"	430

Valve Sizing

Rate of flow through a valve depends upon the pressure drop. The most common method of presenting this information is by Cv. The Cv is the valve coefficient of flow and represents the flow of water in gallons per minute (GPM) with a 1 psi pressure drop through the valve. The higher the Cv the greater the flow and the better the control characteristics. Throttling characteristics are shown in the same manner with Cv's at the various disc openings. Tabulated above are the Cv's for the SB/DB Series Butterfly Valves.

PART NUMBERING / ORDER INFORMATION

DB-48STRPLTV-LH

1 2 3 4 5

1. Series (Material) Designator
DB - Epoxy coated Ductile Iron
SB - Stainless Steel

2. Valve Size
32 - 2"
40 - 2.5"
48 - 3"
64 - 4"

3. Valve Assembly Pattern Designator
STR - Straight 2-way

4. Connection Designator
PLTE - SS Presslok™ (EPDM O-Ring)
PLTV - SS Presslok™ (Viton O-Ring
M - S.S. Tube Extension

5. Handle Operation Type
GO - Gear Operated
LH - Lever Handle Operated

Dimensions are +/-0.2"

* Insert: Preferred O-ring Material
E - EPDM
V - Viton (only available PLHT Series CFOS cleaned and packed in cleanroom). Replace PL with PLH at beginning of part number

C/F: Consult Factory

Evans Components Inc.
7606 SW Bridgeport Road, Portland, OR 97224 USA
Phone 971.249.1600 | Fax 971.249.1601
www.evanscomponents.com

Presslok Press Tools Details / Ordering Information

Evans 701 Series Press Tool

701 Series Tool Kit Sizes 1/2" thru 2.5"

Product Offering

- Capacity: ½", ¾", 1", 1-½", 2" tube sizes
- Forged high strength hardened steel pressing jaws
- Battery Charger : 110v or 230v options (700-Series tools).

Features

- Powerful light weight, compact pressing tool
- Swivel pressing jaw head design
- Ergonomically shaped housing with recessed grip
- Electronic charging status check, charging status LED
- Automatic retraction after pressing of joint
- Powerful Li-ion battery design
- 20% faster & 30% lighter than Ni-cd 12v
- Approximately 50% more pressings vs. Ni-cd 12v
- Approximately 350 pressings for 1/2" size using Li-ion
- No memory effect, maximum battery performance

Kit Description

The Presslok battery-operated tool kit, E701 22V Series. The tool kit includes the actual pressing tool, 5 each (5) jaws 1/2" thru 2", one (1) rapid charger, two rechargeable batteries, one (1) carrying case, shoulder strap, go/no go gauges, depth insertion gauges and a pocket installation guide. Additional jaws, chargers and batteries may be purchased separately.

Item	Part #	Approx Weight Ea. lb./Kg
701 Series Tool Kit 110v	E7-22-110-PLT	C/F
701 Series Tool Kit 230v	E7-22-230-PLT	C/F
1/2" Jaws	E7-JK-08	3.80 / 1.72
3/4" Jaws	E7-JK-12	4.10 / 1.86
1" Jaws	E7-JK-16	4.00 / 1.81
1-1/2" Jaws	E7-JK-24	4.25 / 1.93
2" Jaws	E7-JK-32	9.75 / 4.42
701 Series Tool Only	E7-22-110-T	9.5 / 4.3
701 Battery Charger (110v)	E7-22-110V	C/F
701 Battery Charger (230v)	E7-22-230V	C/F
Li-Ion Rechargeable Battery	E7-22B	C/F

C/F: Consult Factory

Evans Components Inc.
7606 SW Bridgeport Road, Portland, OR 97224 USA
Phone 971.249.1600 | Fax 971.249.1601
www.evanscomponents.com

EVANS COMPONENTS

Presslok Press Tools Details / Ordering Information

Evans 801 Series Press Tool

2.5" - 4" Ring Jaw/Tong

Safety clip/tie-off strap
(2-1/2" - 4" ring jaws)

Shoulder strap (pressing tool)

Features

- Compact, robust, job site-proven
- Drive unit only 5.5 kg
- Long working stroke for pressing in single action
- Ergonomically designed housing with soft grip
- Swiveling pressing tong/adapter
- Safety shoulder strap (pressing tool), and clip/tie-off strap (ring jaw) come standard with 801 Series

Product Offering

- Capacity: 2.5", 3" & 4" tube sizes
- Forged high strength hardened steel pressing jaws
- 22V Rechargeable Battery Design

Kit Description

The E801 22V tool kit comes with the pressing tool, 2-rechargeable batteries, rapid charger, 3" & 4" ring jaws, 3" / 4" tong, go/no go gauges, depth insertion gauges, pocket installation guide, case and shoulder strap. Additional jaws, charges and batteries may be purchased separately.

Item	Part #	Approx Weight Ea. lb./Kg
801 Series Tool Kit 110v	E8-22-110-PLT	C/F
801 Series Tool Kit 230v	E8-22-230-PLT	C/F
2.5" Ring Jaw	E8-JK-40	11.5 / 5.2
3" Ring Jaw	E8-JK-48	13.0 / 5.9
4" Ring Jaw	E8-JK-64	20.0 / 9.1
2.5" - 4" Tong	E8-Z7-TG-40/48/64	12.0 / 5.5
801 Series Tool Only (110V)	E8-22-110-T	12.1 / 5.5
801 Battery Charger (110v)	E8-22-110V	C/F
801 Battery Charger (230v)	E8-22-230V	C/F
Li-Ion Rechargeable Battery	E8-22B	C/F

Evans Components Inc.
7606 SW Bridgeport Road, Portland, OR 97224 USA
Phone 971.249.1600 | Fax 971.249.1601
www.evanscomponents.com

Presslok Inspection Tools Details / Ordering Information

Insertion Gauge

Presslok Insertion Depth Gauges

Size	Part #
1/2”	SS-08-IS-GAUGE
3/4”	SS-12-IS-GAUGE
1”	SS-16-IS-GAUGE
1-1/2”	SS-24-IS-GAUGE
2”	SS-32-IS-GAUGE
2-1/2”	SS-40-IS-GAUGE
3”	SS-48-IS-GAUGE
4”	SS-64-IS-GAUGE
1/2” thru 2” Kit	SS-08-32-IS-GAUGE
3” thru 4” Kit	SS-48-64-IS-GAUGE

Go/No-Go Gauge

Presslok Go/No-Go Gauges

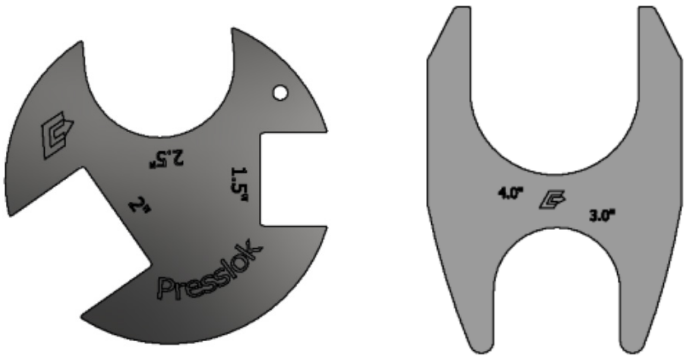

Size	Part #
1/2”, 3/4”, & 1”	SG-PL-08-12-16-GAUGE
1-1/2”, 2”, & 2-1/2”	SG-PL-24-32-40-GAUGE
3” & 4”	SG-PL-48-64-GAUGE
1/2” thru 4” Kit	SG-PL-GAUGE-SET

C/F: Consult Factory

Evans Components Inc.
7606 SW Bridgeport Road, Portland, OR 97224 USA
Phone 971.249.1600 | Fax 971.249.1601
www.evanscomponents.com

REMS Cento Pipe Cutting Machine

- Light, compact machine for tube cutting
- Ideal for stainless steel tubes of Presslok systems
- Super light and handy, only 15 kg (33 lbs)
- Stable, distortion-free cast construction for right angled cutting
- Powered cutter wheel and linear advance for fast cutting (Patent EP 1 782 904)
- Power saving feed-in through easy to grip, proven advance-lever and machine screw spindle
- Robust gear, precisely mounted in roller and needle bearings, maintenance-free
- Proven universal motor, 1200 W (1.63 HP). Powerful, e.g. stainless steel pipe Ø 2" in just 4 s
- Safety foot-switch with emergency stop
- REMS special cutter wheels – Specially hardened, from proven, through-hardened REMS die- steel, ensuring long service life
- Connection for deburrer

Item	Part #
REMS Cento Basic	845001
REMS Cutter Wheel Cu-INOX	845050
Feed Lever : For operating the drive unit on the floor	845218
Stainless Tubular Steel Rollers INOX (set)	845110
REMS REG 10–54 E Deburrer	113835
REMS Cropping Tong 3/8"	571845
REMS Cropping Tong 1/2"	571850
REMS Cropping Insert 3/8"	571846
REMS Cropping Insert 1/2"	571851

REMS Cento Basic. Tube cutting machine for fast, right angled, cutting of tube with no outer burr Ø ½"–4". With maintenance-free gear, proven universal motor 110 V, 50–60 Hz, 1200 W (1.63 HP). Speed 115 rpm. Rollers in hardened precision stainless steel for Ø ½"–4" tube. Safety foot-switch. Ring spanner. Without cutter wheel.

REMS cutter wheels. Top German quality. Cutter wheels specially designed to the per-formance capability of the REMS Cento and for numerous pipe materials with variable cutting geometries for fast cutting with no outer burr. Specially hardened, from proven, through-hardened REMS die-steel, ensuring long service life.

Pipe Support. Pipe support, height adjustable, for tubes Ø½" – 4", with operation of the drive unit with feed lever on the floor. Easy moving of the material in all directions when turning, pulling and pushing by four stainless steel balls mounted in a rust-protected housing. Safe guiding of long pipes by use of several pipe supports.

REMS pipe deburrer Easy, effortless deburring through multiple blades which are spe-cially hardened and ground. Outer/inner pipe deburrer REMS REG 10 – 54 E for tubes Ø ½" – 2⅛", for electric drive with the REMS Cento pipe cutting machine

Running rollers 4 strong hardened precision tubular stainless steel running rollers on ball bearings for low friction turning of the pipes, Ø ½" – 4" to be cut, trapezoidal arranged, replaceable. No setting work required in the whole working range.

REMS Cropping Tongs High performance cropping tongs in forged and specially hardened steel for cutting threaded rods, reversible cropping inserts for double service life

REMS Cento Basic - 845001

REMS REG 10 -54 E - 113835

REMS cutter wheel Cu-INOX - 845050

Rollers INOX (set) - 845110

REMS Cropping Tong

REMS Cropping Insert

Evans Components Inc.
7606 SW Bridgeport Road, Portland, OR 97224 USA
Phone 971.249.1600 | Fax 971.249.1601
www.evanscomponents.com

“Weld Free Installation”

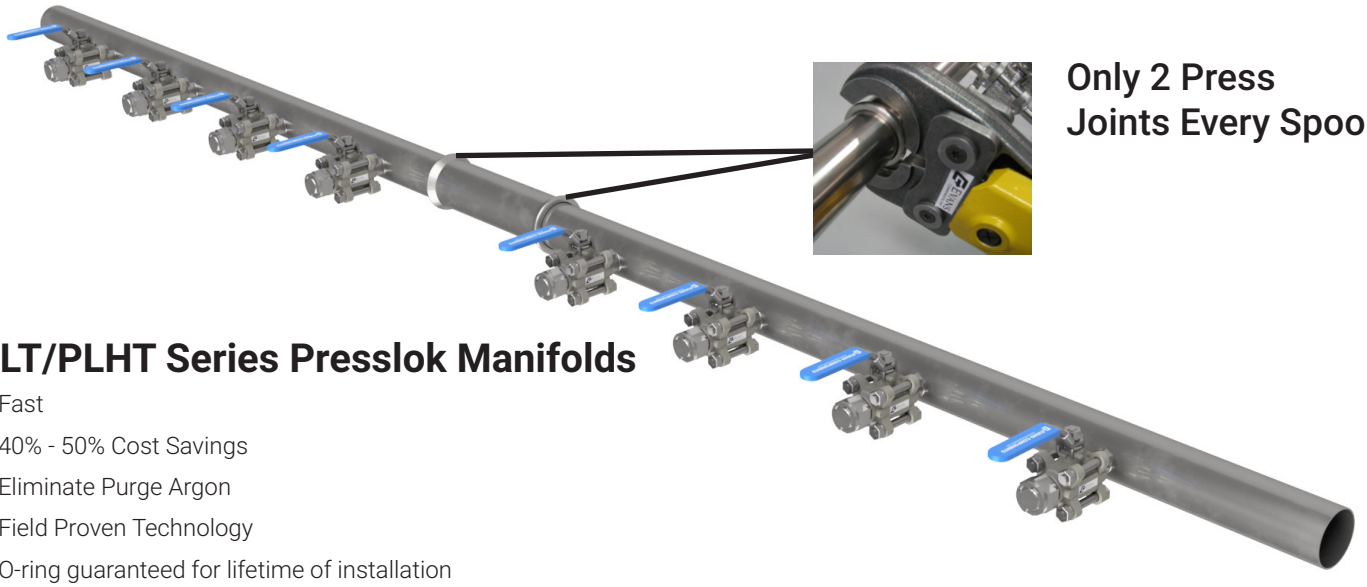

Only 2 Press Joints Every Spool

PLT/PLHT Series Presslok Manifolds

- Fast
- 40% - 50% Cost Savings
- Eliminate Purge Argon
- Field Proven Technology
- O-ring guaranteed for lifetime of installation
- Guaranteed to 1x10-7 scc/sec He

Limited Warranty
Presslok™ Stainless Steel PLT Series Press Fittings

Subject to the conditions and limitations in this Limited Warranty, Evans warrants to end users, installers that its PLT Series fittings installed using appropriate O-ring material, ASTM A269 316L/304L quality stainless steel tube, and when properly installed in non-industrial and non-marine applications for inert gas, CDA and PCW systems and maximum working pressures / temperatures are followed as stated in Evans literature, will be free of failure caused by manufacturing defect for a period of thirty (30) years from date of installation. Under this Limited Warranty, you only have a right to a remedy if the failure or leak resulted from a manufacturing defect in the Evans product covered by this warranty and the failure or leak occurred during the warranty period. You do not have a remedy under this warranty and the warranty does not apply if the failure or any resulting damage is caused by (1) components other than those manufactured or sold by Evans; (2) not designing, installing, inspecting, and testing the Evans product in accordance with Evan’s installation instructions and other specifications in effect at the time of the installation; applicable code requirements; and accepted industry practice; (3) use of the Evans product under non-recommended system operating conditions; improper handling and protection of the Evans product prior to, during, and after installation; inadequate freeze protection; and exposure to environmental conditions, water pressures, temperatures, or applications outside acceptable operating conditions. Only if the warranty applies will Evans be responsible for the remedy under this warranty. The part or parts which you claim failed should be kept and Evans contacted within thirty (30) days after the leak or other failure and identify yourself as having a warranty claim. You should be prepared to ship, at your expense, the product which you claim failed due to a manufacturing defect and document the date, jobsite and customer application. Within a reasonable time after receiving the product, Evans will investigate the reasons for the failure, which includes the right to inspect the product at an Evans location and reasonable access to the site of damage. Evans will notify you in writing of the results of its review. If Evans determines that the failure or leak was the result of a manufacturing defect in the Evans product covered by this warranty and that this warranty applies, the exclusive and only remedy under this warranty shall be the reimbursement for reasonable charges for repair or replacement of the Evans product itself. EVANS SHALL NOT BE LIABLE FOR ANY CONSEQUENTIAL OR OTHER DAMAGE. THE ABOVE WARRANTY IS IN LIEU OF ALL OTHER WARRANTIES, EXPRESS OR IMPLIED, INCLUDING BUT NOT LIMITED TO THE IMPLIED WARRANTIES OF MERCHANTABILITY AND FITNESS FOR A PARTICULAR PURPOSE. Other than this Limited Warranty, Evans does not authorize any person or firm to create for it any other obligation or liability in connection with its products. This Limited Warranty gives you specific legal rights and you also may have other rights which may vary from state to state. This warranty shall be interpreted and applied under the law of the state in which the product is installed.

Evans Components Inc.
7606 SW Bridgeport Road, Portland, OR 97224 USA
Phone 971.249.1600 | Fax 971.249.1601
www.evanscomponents.com

EVANS COMPONENTS

Learn more about related Evans products

EVANS COMPONENTS

www.evanscomponents.com

7606 SW Bridgeport Road
Portland, Oregon 97224
Office 971.249.1600
Fax 971.249.1601

NOTE: Product availability and specifications contained herein are subject to change without notice.
Consult local distributor or factory for potential revisions.